

ELEVA Absolute Return Europe - Class A2

31/07/2025
Monthly report

Investment objective and approach

- Aiming to achieve an absolute return over the medium term through capital growth
- Investing primarily in European equities and equity related securities on both a long and short basis
- Differentiated and disciplined bottom up investment philosophy complemented by a macroeconomic overlay to support sector positioning
- Flexible net exposure between -10 and +50% driven by fundamental idea generation and market volatility
- Recommended investment horizon : ≥ 5 years

Key figures

Net Asset Value	131.91 €
Total Fund Assets	4 525 229 758 €

Risk Indicator

LOWER RISK			HIGHER RISK			
1	2	3	4	5	6	7

Fund characteristics

Manager: Eric Bendahan
Legal structure: Luxembourg SICAV - UCITS
Fund launch date: 30/12/2015
Share class launch date: 28/01/2019
ISIN Code: LU1920211973
Bloomberg Ticker: ELAREAE LX
Classification: European Long/Short Equity
Reference currency: EUR
Distribution policy: Accumulation
Valuation frequency: Daily

Administrative information

Custodian: HSBC Continental Europe, Luxembourg
Fund admin: HSBC Continental Europe, Luxembourg
Management company: ELEVA Capital SAS
Subscription / redemption cutoff: 12:00 CET
Subscription / redemption settlement: T+2

Fees

Subscription fees: Up to 2%
Redemption fees: 0%
Management fees: 2.2%
Performance fees: 20% of any excess return the NAV achieves over the High Water Mark

Contact

Axel Plichon, Head of Business Development
axel.plichon@elevacapital.com

This document should be read in conjunction with the prospectus and relevant KIDs which are available on our website www.elevacapital.com.

Past performance is no guarantee of future results. The UCITS Fund does not benefit from any guarantee or protection, so the initial invested capital may not be fully repaid.

Performance

Sources: ELEVA Capital



Calendar year performance

	Jan	Feb	Mar	Apr	May	Jun	Jul	Aug	Sep	Oct	Nov	Dec	Year
2025	1.45%	-0.20%	-3.61%	1.57%	1.54%	0.23%	0.56%						1.45%
2024	0.48%	2.02%	1.73%	-0.31%	0.45%	0.89%	0.47%	0.31%	-0.12%	-0.41%	1.27%	0.46%	7.45%
2023	3.34%	0.18%	-0.76%	0.49%	0.48%	0.04%	-0.87%	0.05%	-0.63%	-1.02%	2.50%	0.74%	4.54%
2022	-2.28%	-1.17%	0.93%	0.03%	-1.67%	-0.62%	1.63%	-0.70%	-1.25%	1.11%	1.97%	-0.29%	-2.37%
2021	-1.01%	1.34%	-0.43%	0.44%	0.12%	0.50%	0.96%	0.72%	-0.03%	1.78%	0.03%	0.91%	5.41%
2020	-0.75%	-0.51%	-1.52%	2.32%	2.51%	1.64%	0.87%	2.16%	0.46%	-1.30%	0.25%	1.52%	7.81%
2019		0.44%	0.25%	1.08%	-1.90%	0.26%	1.22%	0.72%	-0.68%	0.57%	1.67%	0.43%	4.32%

Monthly Comment

Markets rallied in July, investors were relieved by the tariff headlines that were within the expected range. Earnings for US companies also helped the market mood. In Europe, they were in line with expectations, but somewhat affected by the recent strength in the euro. Against this backdrop, ELEVA Absolute Return Europe is up 0.56%.

The long book had a positive impact on performance and outperformed the move in relevant indices. Financials, health care and industrials were the main drivers of performance in the long book. Conversely, the performance of the long book was penalized by information technology, communication services and consumer staples. Banks rallied in the month, thanks to a combination of better-than-expected revenues, low provisions and ongoing high capital returns. **Commerzbank** was strong and was helped by the increase in German GDP expectations and increased expectations of a UniCredit bid. Société Générale had an excellent set of results and unveiled a material new share buyback. **Erste Group Bank** upgraded its guidance on ROE and profits. Elsewhere, **UCB** also had a strong set of numbers, their key drug Bimzelx was 30% above expectations in terms of sales. Consumer exposed stocks were under pressure because of worries on the health of the US consumer and the tariff impact. Investors' nervousness transpired in the very strong negative reaction on minor earnings disappointment. **Adidas** was weak with some signs of slowdown in their footwear sales. **Universal Music Group** underperformed on an inline set of numbers; there was confusion on the consequences of the departure of Cyrille Bolloré from the board. **ASM International** disappointed on their orders in the quarter. The short book had a negative impact on performance, with index hedges but mostly single name shorts costing performance. Information technology and materials were the positive drivers of short book performance. Nevertheless, it was not enough to compensate for the fall in financials, index hedges, health care and industrials. Companies with high short interest were squeezed in July.

Our proprietary European macroeconomic index is improving gently, while the global one has also recovered since April. There might be some early signs of economic improvement in China. Patience is needed in Europe for interest rates and stimuli announcements to have an impact on economic activity. In that environment, we believe that corporates will still be able to grow at a moderate pace, but risks are growing with trade wars and US dollar weakness. Value on the long book decreased from 53.2% to 52.1% but cyclicals increased from 57.0% to 58.8%.

Net exposure and gross exposure decreased from 35.2% to 33.7% and from 144.7% to 142.2%.

Since inception, ELEVA Absolute Return Europe is up 31.91%.

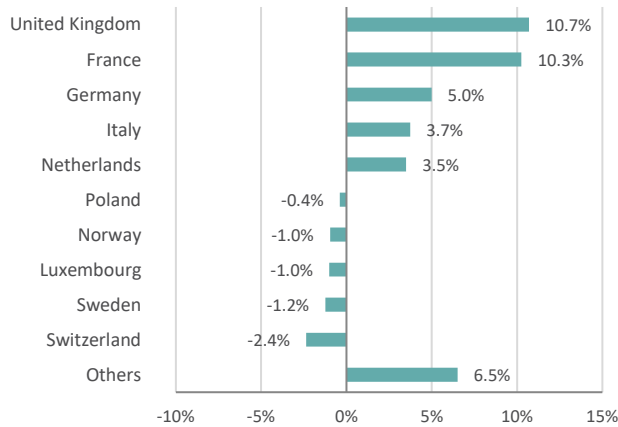
ELEVA Absolute Return Europe - Class A2

31/07/2025

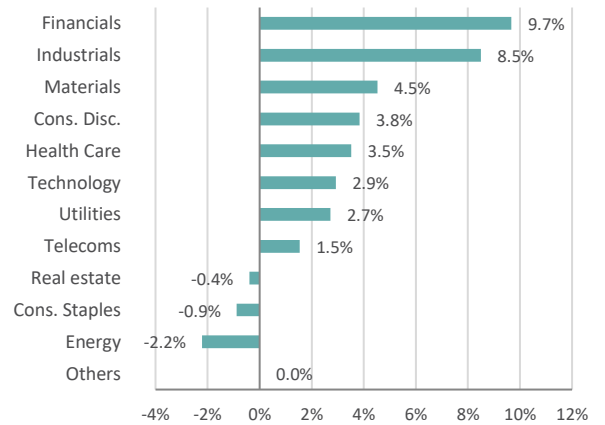
Monthly report

Portfolio analysis

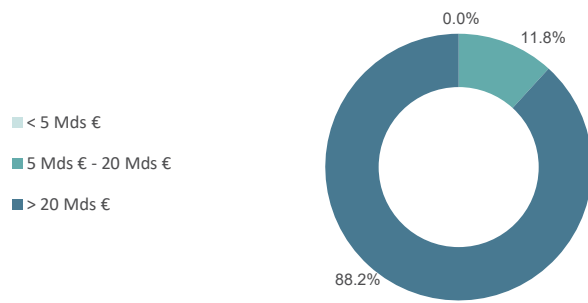
Geographic breakdown (Net %)



Sector breakdown (Net %)



Market Capitalisation (Long Book)



Risk measures

Indicator	Value
Equity Long Exposure	87.95%
Equity Short Exposure	54.21%
Equity Net Exposure	33.74%
Equity Gross Exposure	142.17%
Volatility (since inception)	4.36%
Sharpe ratio (since inception)	0.7
Sortino Ratio (since inception)	1.0

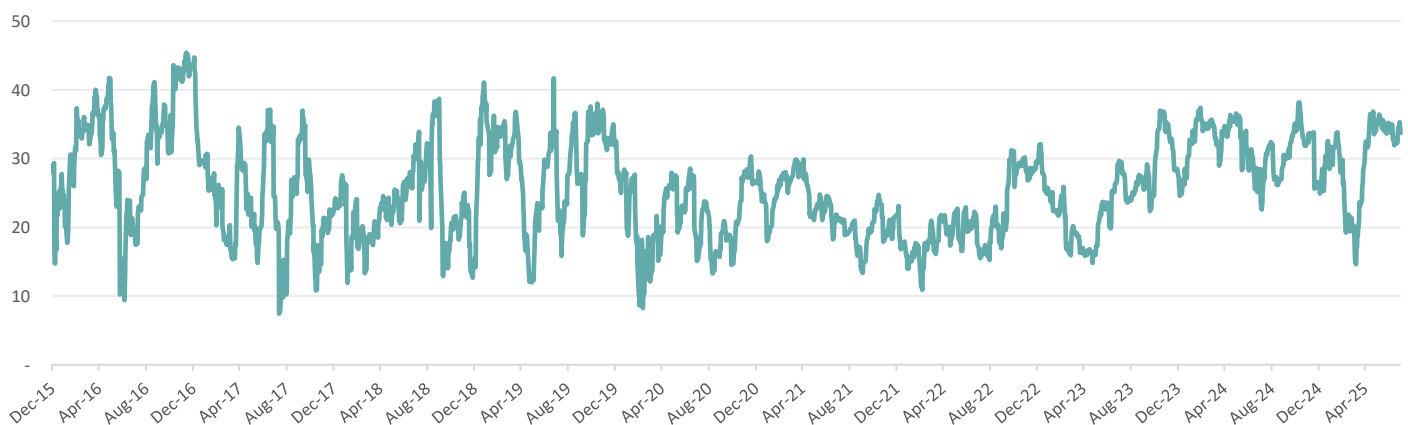
Top 5 Long Holdings

Company	Weight (%)
SAP SE	2.85%
UniCredit SpA	2.67%
UCB SA	2.40%
Rolls-Royce Holdings PLC	2.38%
AstraZeneca PLC	2.34%

Top 5 Short Holdings

Indexes and Companies	Weight (%)
SXOU5 INDEX	32.00%
STXE 600 BANKS (EUR) PR	2.85%
TELECOMS COMPANY	0.79%
HEALTH CARE COMPANY	0.77%
HEALTH CARE COMPANY	0.71%

Net Exposure



ESG data (long book)

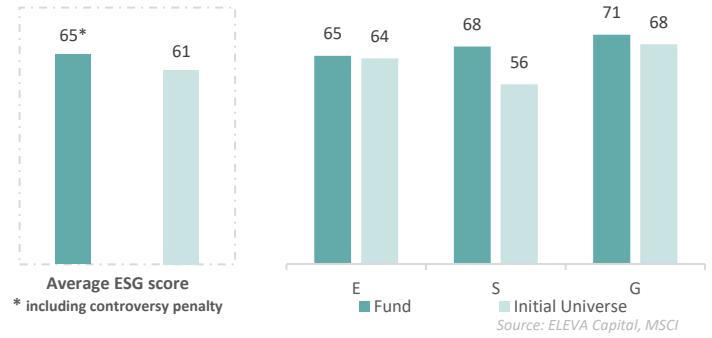
Investment process

Steps	nb of companies
Initial universe (financial criteria and existence of an ESG score)	778
1. Universe post Exclusions*	770
2. Portfolio post fundamental research**	60

* For more information on the exclusions applicable to the fund, please refer to the ESG Policy and the Coal Policy available on the ELEVA website

** Fundamental analysis, ESG analysis & valuation

Average ESG scores



Best 3 ESG ratings

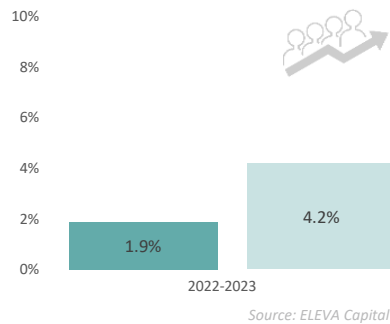
Name	Sector	Country	ESG Score
National Grid PLC	Utilities	United Kingdom	80
Admiral Group PLC	Financials	United Kingdom	78
AXA SA	Financials	France	77

Worst 3 ESG ratings

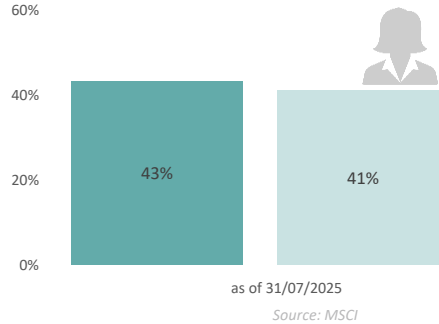
Name	Sector	Country	ESG Score
Shell PLC	Energy	United Kingdom	42
Rolls-Royce Holdings PLC	Industrials	United Kingdom	53
Rio Tinto PLC	Materials	United Kingdom	53

ESG Performances

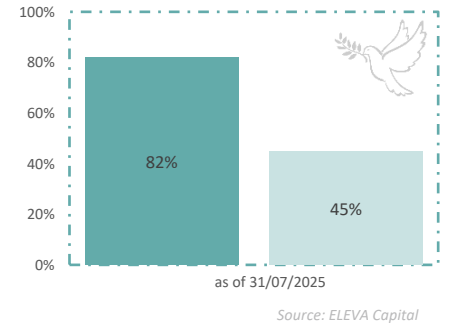
Growth in the number of employees



Percentage of women on the board

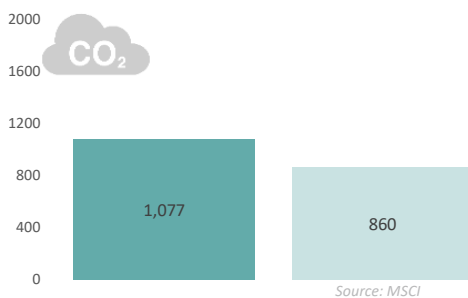


Signatories of the United Nations Global Compact



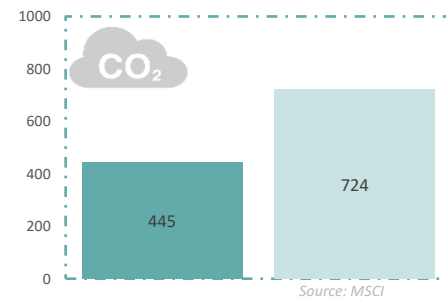
Carbon intensity

(in tons of CO₂ equivalent scope 1+2+3 per million € of sales)



Carbon footprint

(in tons of CO₂ equivalent scope 1+2+3 per million € invested)



Binding ESG KPI

Fund

Initial universe

Coverage rate of ESG indicators

	Growth in the number of employees	% women on the board	% Signatories of the United Nations Global Compact	Carbon intensity	Carbon footprint
Fund	95%	100%	100%	100%	100%
Initial universe	91%	99%	100%	100%	100%

Legal disclaimer

This document is distributed for information purposes only and is primarily intended for subscribers of the UCI(s) presented. This is by no means a marketing document, and can not be equated with a recommendation or investment advice. This document may not be copied, distributed or communicated, directly or indirectly, to another person without the express consent of Eleva Capital. The sources used to carry out this reporting are considered reliable, however Eleva Capital declines all responsibility for any omission, error or inaccuracy. Eleva Capital accepts no responsibility for any direct or indirect losses caused by the use of the information provided in this document. The information presented in this document is simplified, for more information please refer to the Key Information Document and the prospectus of the relevant UCI available on our website (www.elevacapital.com). The figures quoted relate to past years and past performance is not a reliable indicator of future performance.

In Switzerland, the prospectus and the Key Information Document(s), the articles of association, the annual and semi-annual reports can be obtained, free of charge, at the offices of the Swiss representative and paying agent, Société Générale Paris, Zurich Branch, Talacker 50, 8001 Zurich. Société Générale Paris is registered at the Commercial Registry of the Canton of Zurich under number CH-105.273.103 pursuant to the CISA and registered with FINMA in Switzerland.