

ELEVA Leaders Small & Mid Cap Europe - Class A1

30/06/2025
Monthly report

Investment objective and approach

- Aiming to achieve superior long-term risk adjusted returns
- Investing primarily in small and mid-cap European companies which aim to deliver profitable growth over the long term.
- Conviction investing using bottom-up stock picking with high active weight
- Dynamic and pragmatic approach with a growth bias
- Using a macroeconomic overlay to support sector positioning
- Recommended investment horizon : ≥ 5 years

Key figures

Net Asset Value	175.74 €
Total Fund Assets	465 732 087 €

Risk Indicator

LOWER RISK							HIGHER RISK	
1	2	3	4	5	6	7		

Fund characteristics

Managers: Diane Bruno, Ingrid Pfyffer-Edelfelt, Quentin Hoareau

Legal structure: Luxembourg SICAV - UCITS

Fund launch date: 18/12/2018

Share class launch date: 28/12/2018

ISIN Code: LU1920213326

Bloomberg Ticker: ELSMA1E LX

Classification: European Equity

Benchmark: STOXX Europe Small 200 Index

Net Return - SCXR

Reference currency: EUR

Distribution policy: Accumulation

Valuation frequency: Daily

Administrative information

Custodian: HSBC Continental Europe, Luxembourg

Fund admin: HSBC Continental Europe, Luxembourg

Management company: ELEVA Capital SAS

Subscription / redemption cutoff: 12:00 CET

Subscription / redemption settlement: T+2

Fees

Subscription fees: Up to 3%

Redemption fees: 0%

Management fees: 1.7%

Performance fees: 15% of the outperformance to the SCXR with an underperformance compensation mechanism over 5 rolling years

Contact

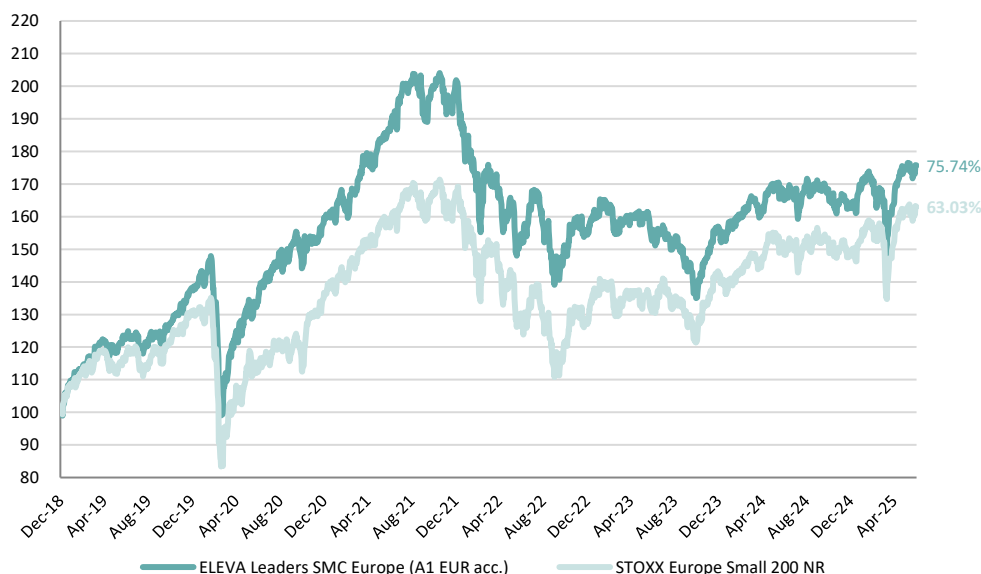
Axel Plichon, Head of Business Development
axel.plichon@elevacapital.com

This document should be read in conjunction with the prospectus and relevant KIDs which are available on our website www.elevacapital.com.

Past performance is no guarantee of future results. The UCITS Fund does not benefit from any guarantee or protection, so the initial invested capital may not be fully repaid.

Performance

Sources: ELEVA Capital



Calendar year performance

	Fund	Index		Fund	Index
2018	0.93%	0.60%	1 month	0.68%	0.63%
2019	36.04%	29.09%	3 months	7.88%	8.08%
2020	16.02%	4.78%	6 months	7.75%	9.47%
2021	26.57%	22.85%	9 months	3.36%	5.14%
2022	-23.43%	-23.99%	1 year	6.46%	9.91%
2023	1.55%	12.34%	3 years	15.79%	29.23%
2024	4.02%	4.32%	5 years	29.95%	44.63%
2025	7.75%	9.47%	Since inception	75.74%	63.03%

Cumulative performance

Monthly Comment

June was once again marked by geopolitical turmoil. Nevertheless, markets rebounded at the end of the month, buoyed by a string of positive developments, including rapid de-escalation of the conflict in the Middle East, expectations of interest rate cuts in the US this year, the initial signing of trade agreements, and renewed optimism about the potential of AI. Economic data will now have to confirm this optimism.

The Stoxx Europe Small 200 index NR is up 0.63% in June (vs. -1.22% for the Stoxx Europe 600 NR), with small and mid caps outperforming large caps in the first half of the year, up 9.47% and 8.78% respectively. Europe continues to benefit from capital inflows as investors seek alternatives to the US markets.

Against this backdrop, ELEVA Leaders Small & Mid Cap Europe is up 0.68% in June, helped by the strong performance of German stocks and good stock selection in technology and consumer discretionary.

The recovery in proprietary macroeconomic indicators led us to slightly increase the fund's cyclical bias, which stood at 55% at the end of June.

Since inception, ELEVA Leaders Small & Mid Cap Europe has risen 75.74% compared to an index up 63.03%, representing an outperformance of 1 271 basis points.

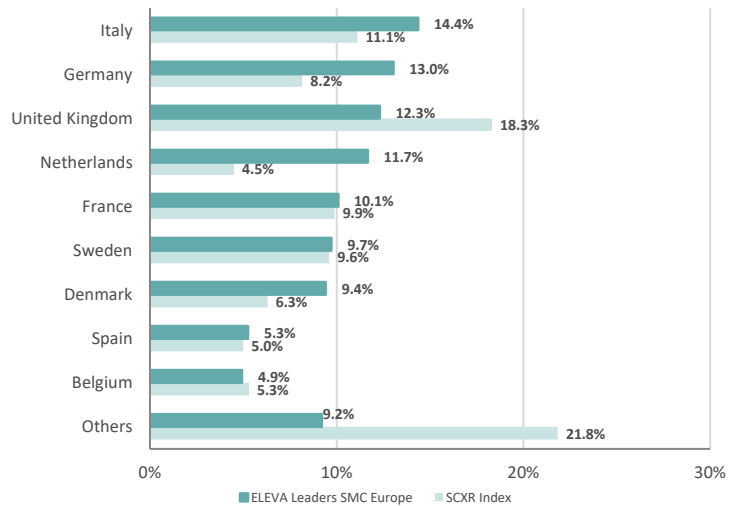
ELEVA Leaders Small & Mid Cap Europe - Class A1

30/06/2025
Monthly report

Portfolio analysis

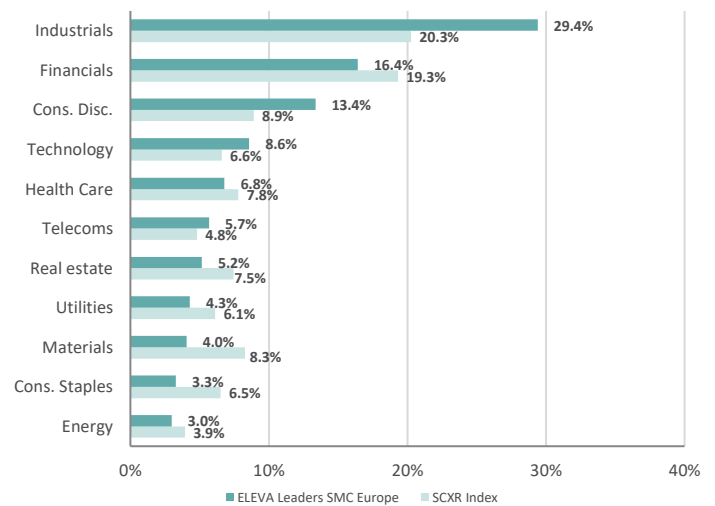
Geographic breakdown

cash excluded

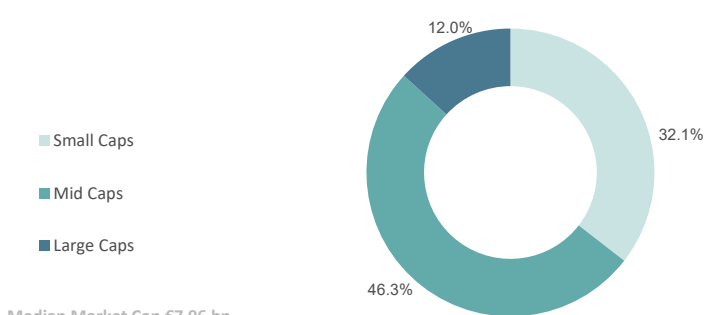


Sector breakdown

cash excluded



Market capitalisation



Median Market Cap €7.96 bn

The market cap classification is defined according to each holding membership to the Stoxx Europe Total Market size indices: Stoxx Europe Total Market Large, Stoxx Europe Total Market Mid and Stoxx Europe Total Market Small.

Risk Indicators

	Fund	Benchmark
Active Weight	91.30%	
Volatility*	16.01%	18.62%
Beta*	0.79	
Tracking Error*	7.46%	
Sharpe ratio*	0.50	0.36
Sortino Ratio*	0.62	0.45
Information Ratio*	0.17	

* since inception

Top 5 Holdings

Company	Sector	Country	Weight	ESG Score**
ALK-Abello A/S	Health Care	Denmark	3.19%	78
Euronext NV	Financials	Netherlands	2.82%	69
D ieteren SA/NV	Cons. Disc.	Belgium	2.71%	59
CTP NV	Real estate	Netherlands	2.63%	65
FinecoBank Banca Fineco SpA	Financials	Italy	2.60%	77

** ELEVA proprietary score from 0 to 100

Top 3 contributors

Company	Absolute Contribution
KARDEX HOLDING AG	18 bps
HALMA PLC	17 bps
ASM INTERNATIONAL N.V.	16 bps

Top 3 detractors

Company	Absolute Contribution
RENK GROUP AG	-30 bps
LINDAB INTERNATIONAL AB	-12 bps
VISCOFAN, S.A.	-11 bps

Additional data

Share class	Launch date	ISIN	Bloomberg Ticker	Distribution policy	NAV
A1 (USD) acc. Hdg	26/03/2019	LU1920213599	ELSMEAU LX	Accumulation	163.04
A1 (CHF) acc. Hdg	27/03/2019	LU1920213755	ELSMEAH LX	Accumulation	143.46

ELEVA Leaders Small & Mid Cap Europe - Class A1

30/06/2025
Monthly report

ESG data

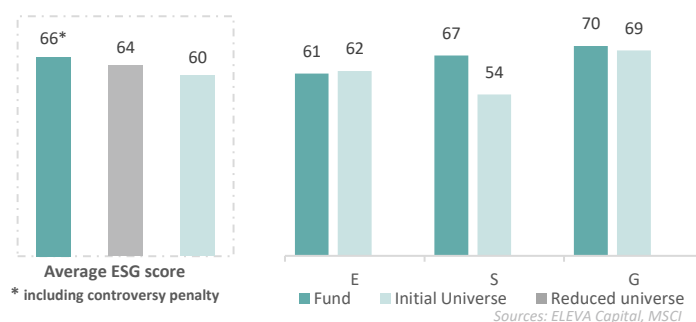
Investment process

Steps	nb of companies
Initial universe (financial criteria and existence of an ESG score)	468
1. Universe post Exclusions*	466
2. Universe reduced by 20% of issuers with the lowest ESG score	372
3. Portfolio post fundamental research**	56

* For more information on the exclusions applicable to the fund, please refer to the ESG Policy and the Coal Policy available on the ELEVA website.

** Fundamental analysis, ESG analysis & valuation

Average ESG scores



Best 3 ESG ratings

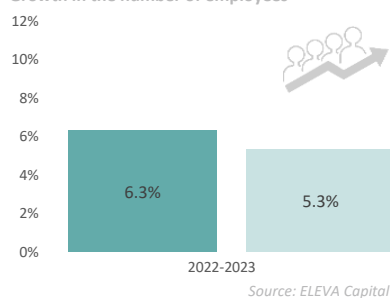
Name	Sector	Country	ESG Score
Deutsche Boerse AG	Financials	Germany	79
Lindab International AB	Industrials	Sweden	79
ALK-Abello A/S	Health Care	Denmark	78

Worst 3 ESG ratings

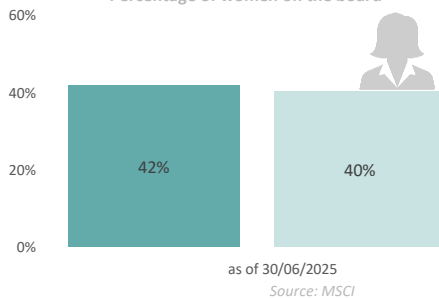
Name	Sector	Country	ESG Score
Asmodee Group	Cons. Disc.	Sweden	51
AUTO1 Group SE	Cons. Disc.	Germany	54
RENK	Industrials	Germany	55

ESG Performances

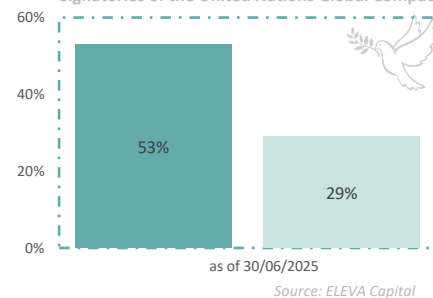
Growth in the number of employees



Percentage of women on the board

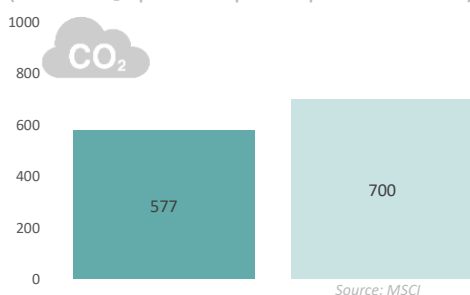


Signatories of the United Nations Global Compact



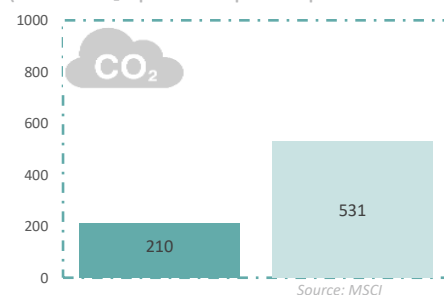
Carbon intensity

(in tons of CO₂ equivalent scope 1+2+3 per million € of sales)



Carbon footprint

(in tons of CO₂ equivalent scope 1+2+3 per million € invested)



Sustainable investments

Sustainable investments
(% TNA, in line with art. 2.17 SFDR)
60.54%
Source: ELEVA Capital

Taxonomy alignment
(% of Revenue, excl. sovereign)
11.08%
Source: MSCI

Binding ESG KPI Fund Global universe

Coverage rate of ESG indicators

	Growth in the number of employees	% women on the board	% Signatories of the United Nations Global Compact	Carbon intensity	Carbon footprint
Fund	92%	100%	100%	100%	100%
Initial universe	88%	99%	100%	100%	100%

Legal disclaimer

This document is distributed for information purposes only and is primarily intended for subscribers of the UCI(s) presented. This is by no means a marketing document, and can not be equated with a recommendation or investment advice. This document may not be copied, distributed or communicated, directly or indirectly, to another person without the express consent of Eleva Capital. The sources used to carry out this reporting are considered reliable, however Eleva Capital declines all responsibility for any omission, error or inaccuracy. Eleva Capital accepts no responsibility for any direct or indirect losses caused by the use of the information provided in this document. The information presented in this document is simplified, for more information please refer to the KID and the prospectus of the relevant UCI available on our website (www.elevacapital.com). The figures quoted relate to past years and past performance is not a reliable indicator of future performance. The STOXX Europe Small 200 Index is the intellectual property (including registered trademarks) of STOXX Limited, Zurich, Switzerland ("STOXX"), Deutsche Börse Group or their licensors, which is used under license. The ELEVA Leaders Small & Mid Cap Europe fund is neither sponsored nor promoted, distributed or in any other manner supported by STOXX, Deutsche Börse Group or their licensors, research partners or data providers and STOXX, Deutsche Börse Group and their licensors, research partners or data providers do not give any warranty, and exclude any liability (whether in negligence or otherwise) with respect thereto generally or specifically in relation to any errors, omissions or interruptions in the STOXX Europe Small 200 Index or its data. The I share classes are not registered for marketing in Belgium and are offered under the private placement regime. The representative and paying agent in Switzerland is Société Générale, Paris, Zurich branch, Talacker 50, PO Box 5070, 8021 Zurich, Switzerland. The prospectus, the key investor information (KID), the articles, and the annual and semi-annual reports are available free of charge from the representative in Switzerland.