

ELEVA Global Bonds Opportunities - Class A2

Monthly report

Investment objective and approach

- The fund seeks to achieve a positive absolute return over the medium term by investing primarily in international bonds, issued by private or public entities, via directional positioning along with relative value strategies.
- The top-down philosophy, built upon a proprietary method, is supplemented by fundamental analysis and relative value review of issuers and countries
- An active and pragmatic approach without structural bias in allocation, towards countries or sectors
- Flexible net exposure to overall duration expected to range between -4 to +4, and is guided by our market scenario analysis, market opportunities and volatility
- Recommended investment period: 2 years

Key figures

Net Asset Value	€ 107.50
Assets Under Management	€ 20,820,760

Risk Indicator

LOWER RISK			HIGHER RISK			
1	2	3	4	5	6	7

General data

Managers: Laurent Pommier - Arthur Cuzin
Legal Structure: Luxembourg SICAV - UCITS
Inception date: 06/10/2020
ISIN Code: LU2168540636
Classification: Bonds and other international debt securities
Reference currency: EUR
Valuation frequency: Daily

Administrative information

Custodian bank: HSBC Continental Europe, Luxembourg
Central administration: HSBC Continental Europe, Lux.
Management company: ELEVA Capital SAS
Subscription / Redemption Cut off: 17:00 CET (J - 1)
Subscription / Redemption Settlement: T+2

Fees

Subscription fee: 2% maximum
Redemption fee: 0%
Management fee: 1.2% max
Performance fee: 20% of any excess return the NAV achieves over the High Water Mark

Contact

Axel Plichon, Head of Business development
axel.plichon@elevacapital.com

This document should be read in conjunction with the prospectus and relevant KIDs which are available on our website www.elevacapital.com.

Past performance is no guarantee of future results. The UCITS Fund does not benefit from any guarantee or protection, so the initial invested capital may not be fully repaid.

Performance

Source : ELEVA Capital



Calendar year performance*

	Fund
2020	0.74%
2021	-0.38%
2022	-10.43%
2023	9.19%
2024	5.33%
2025	3.99%

Cumulative performance*

	Fund
1 month	0.25%
3 months	0.77%
6 months	3.39%
9 months	4.86%
1 year	5.92%
3 years	17.36%
Since inception	7.50%

Monthly Comment

Major central banks have been cautious in July. The US Federal Reserve kept its key rates unchanged at 4.25%-4.50%, highlighting a moderate slowdown in the economy (Q2 growth at 3% year-on-year) and inflation still above target (core US PCE price index at 3% in June). Jerome Powell emphasized uncertainties – including inflationary pressures linked to the Trump administration's trade policies – to justify this pause, despite unemployment close to its historic lows at 4.1%. The European Central Bank also left its rates unchanged (deposit rate at 2%). Inflation in the eurozone has returned to around 2% and growth remains resilient. Furthermore, the negotiation of a trade agreement with Washington has removed a significant short-term risk for the European economy. Similarly, the Bank of Japan kept its short-term rate at 0.50% but raised its inflation projections (2.7% for the current fiscal year), a sign of increased confidence in achieving its 2% target. It does not rule out a rate hike by the end of 2025, especially as a US-Japan trade agreement reducing tariffs on Japanese cars is brightening the outlook for the Japanese economy. On the geopolitical front, the 90-day truce agreed in May between the US and China remains in place, while Washington has announced new 25% tariffs on Indian imports and put pressure on Brazil. Although this targeted escalation maintains uncertainty, the absence of other major tensions has prevented a confidence shock on the markets at this stage. As a result, the US 10-year yield closed at 4.37% (+14 basis points), the German 10-year Bund at 2.69% (+7 basis points) and the Japanese 10-year yield climbed to 1.55% (+12 basis points) as yield curve control was eased. European credit spreads tightened (-15 basis points for cash Investment Grade) to return to their lowest levels seen in 2021.

The ELEVA Global Bonds Opportunities fund posted a positive performance in July. Its directional portfolio was driven by the performance of credit, emerging markets and inflation break-evens, which cushioned the rise in yields. Unsurprisingly, long positions in USD and GBP duration underperformed, while short positions in CAD and JPY duration contributed positively. The short position in Japanese duration and long exposure in Europe were reduced. The credit allocation is kept close to neutral, including the CDS protection. In the arbitrage pocket, positions on the yield curve steepening were slightly reduced and contributed positively over the month. Exposure to BRL was hedged following the announcement of significant tariffs by Mr. Trump.

Portfolio analysis

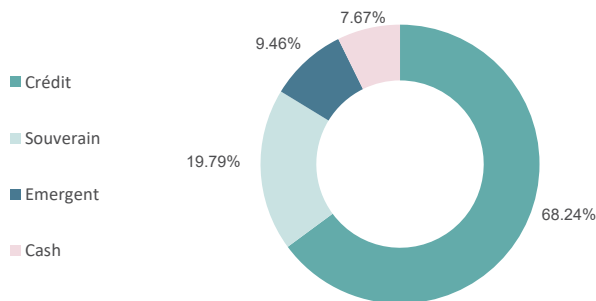
Main features

Modified duration	2.65
Yield to Maturity (local)	4.47%
YtW (local)	3.91%
Linear average rating	BBB

Leverage	561%
Issuer number	38
Number of currencies	5
Annualized volatility (since inception)	4.64%

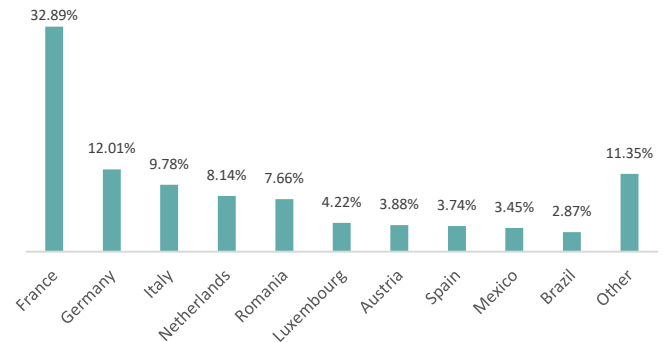
Asset Allocation (%)

Excluding derivatives



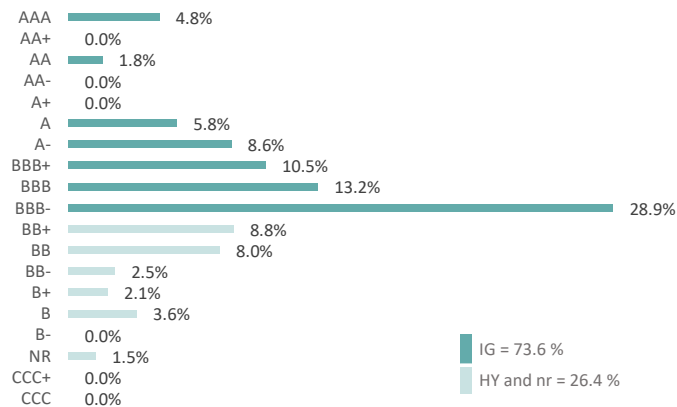
Country weights (top 10)

Excluding derivatives

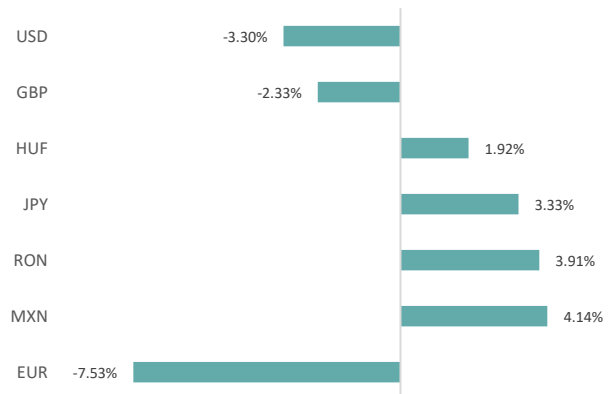


Breakdown by rating

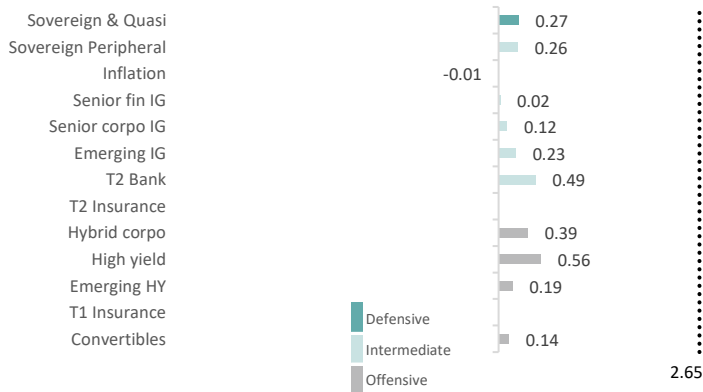
Excluding derivatives



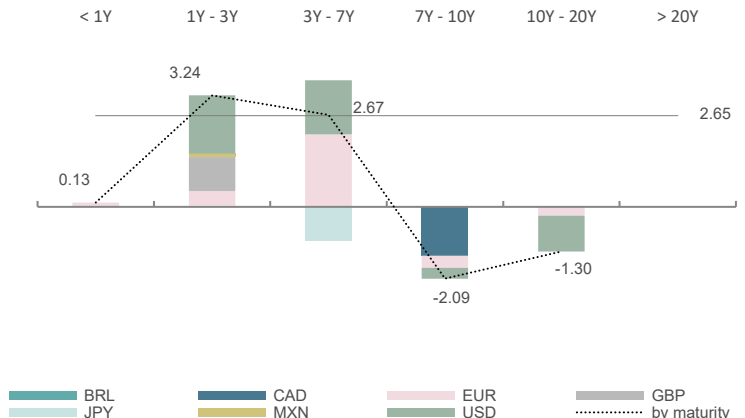
FX strategy



Asset breakdown



Curve term structure



Top 10 - Holdings

Description	Currency	Weights
ROMANIA	EUR	5.8%
BUNDESREPUB. DEUTSCHLAND	EUR	4.9%
REPUBLIC OF POLAND	EUR	4.1%
REPUBLIC OF PERU	EUR	4.0%
BONOS Y OBLIG DEL ESTADO	EUR	3.9%
UNITED MEXICAN STATES	EUR	3.9%
ENGIE SA	EUR	3.7%
REPSOL INTL FINANCE	EUR	3.6%
IBERDROLA INTL BV	EUR	3.4%
MEX BONOS DESARR FIX RT	MXN	3.4%

Monthly performance attribution

Duration	-48 bps
Credit	+47 bps
Relative Value	-38 bps
Inflation	+13 bps
Emergings	+49 bps
FX	+1 bps
Total	+24 bps

Legal disclaimer

This document is distributed for information purposes only and is primarily intended for subscribers of the UCI(s) presented. This is by no means a marketing document, and can not be equated with a recommendation or investment advice. This document may not be copied, distributed or communicated, directly or indirectly, to another person without the express consent of Eleva Capital. The sources used to carry out this reporting are considered reliable, however Eleva Capital declines all responsibility for any omission, error or inaccuracy. Eleva Capital accepts no responsibility for any direct or indirect losses caused by the use of the information provided in this document. The information presented in this document is simplified, for more information please refer to the KID and the prospectus of the relevant UCI available on our website (www.elevacapital.com). The figures quoted relate to past years and past performance is not a reliable indicator of future performance. The representative and paying agent in Switzerland is Société Générale, Paris, Zurich branch, Talacker 50, PO Box 5070, 8021 Zurich, Switzerland. The prospectus, the key investor information (KID), the articles, and the annual and semi-annual reports are available free of charge from the representative in Switzerland.