

ELEVA Global Bonds Opportunities - Class A1

Monthly report


Investment objective and approach

- The fund seeks to achieve a positive absolute return over the medium term by investing primarily in international bonds, issued by private or public entities, via directional positioning along with relative value strategies.
- The top-down philosophy, built upon a proprietary method, is supplemented by fundamental analysis and relative value review of issuers and countries
- An active and pragmatic approach without structural bias in allocation, towards countries or sectors
- Flexible net exposure to overall duration expected to range between -4 to +4, and is guided by our market scenario analysis, market opportunities and volatility
- Recommended investment period: 2 years

Key figures

Net Asset Value € 107.84
Assets Under Management € 20,535,470

Risk Indicator



General data

Managers: Laurent Pommier - Arthur Cuzin
Legal Structure: Luxembourg SICAV - UCITS
Inception date: 06/10/2020
ISIN Code: LU2168540040
Classification: Bonds and other international debt securities
Reference currency: EUR
Valuation frequency: Daily

Administrative information

Custodian bank: HSBC Continental Europe, Luxembourg
Central administration: HSBC Continental Europe, Lux.
Management company: ELEVA Capital SAS
Subscription / Redemption Cut off: 17:00 CET (J - 1)
Subscription / Redemption Settlement: T+2

Fees

Subscription fee: 3% maximum
Redemption fee: 0%
Management fee: 1.2% max
Performance fee: 20% of any excess return the NAV achieves over the High Water Mark

Contact

Axel Plichon, Head of Business development
 axel.plichon@elevacapital.com

This document should be read in conjunction with the prospectus and relevant KIDs which are available on our website www.elevacapital.com.
 Past performance is no guarantee of future results. The UCITS Fund does not benefit from any guarantee or protection, so the initial invested capital may not be fully repaid.

Performance

Source : ELEVA Capital



Calendar year performance*

Year	Fund
2020	0.76%
2021	-0.17%
2022	-10.26%
2023	9.12%
2024	5.50%
2025	3.77%

Cumulative performance*

Period	Fund
1 month	0.88%
3 months	2.19%
6 months	3.77%
9 months	3.17%
1 year	7.52%
3 years	21.24%
Since inception	7.84%

Monthly Comment

In addition to the trade war, the Israeli and US attacks on Iranian military and nuclear sites have taken investors' attention. While visibility remains low, the absence of an escalation of the conflict and the preservation, at this stage, of Iran's oil production capacity have allowed risky assets to remain resilient. After peaking at close to USD 80/bbl, Brent crude prices quickly retraced to their three-month average. With regard to tariffs, the situation appears to be easing, with tariffs on Chinese imports to the US returning to 30%. The country's economic slowdown is continuing very gradually (decline in the ISM manufacturing index, fall in job creation). Inflation has risen less than expected, with the PCE inflation rate at 2.1%, as have service prices, in line with wage increases. While this development could have justified a cut in key rates, the Fed preferred to opt for patience, giving itself time to analyze the consequences of the Trump administration's policies. As expected, the ECB once again lowered its rate to 2% and indicated that it was now in "a good position to address the uncertainties ahead." The SNB lowered its rate to 0% with inflation entering negative territory in May at -0.1% year-on-year. Rate desynchronization is setting in. Ten-year sovereign rates in the US, the UK, and Japan fell by 17 basis points (4.23%), 16 basis points (4.49%) and 4 basis points (1.44%), while in Germany it rose by 11 basis points (2.61%), penalized by financing requirements linked to military spending. The credit market remained buoyant, with cash credit spreads tightening by 8 basis points (92 basis points) for investment grade and 13 basis points (320 basis points) for high yield. Emerging markets also performed well, supported by the weakening US dollar.

The ELEVA Global Bonds Opportunities fund posted a positive performance in June. Its directional portfolio was driven by duration, credit and emerging markets. Long positions in US and UK rates and short positions in Canada were the biggest contributors. The long position on Germany contributed negatively in June. A long break-even inflation position was initiated in the eurozone at the start of the attack on Iran. Romanian exposure and credit selection are performing well. At this stage, the CDS hedge used to neutralize the credit allocation is being maintained. Within the arbitrage pocket, the long position in US duration against Canada has performed well. Curves remain stable

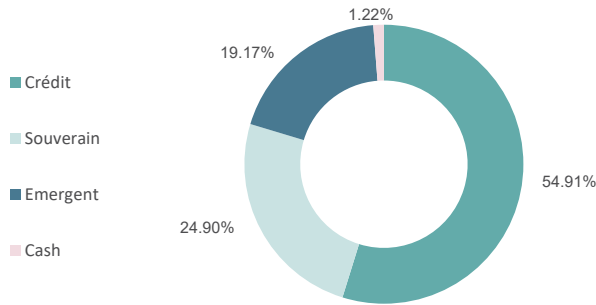
Portfolio analysis

Main features

Modified duration	3.46	Leverage	713%
Yield to Maturity (local)	4.66%	Issuer number	34
YtW (local)	4.27%	Number of currencies	8
Linear average rating	BBB-	Annualized volatility (since inception)	4.68%

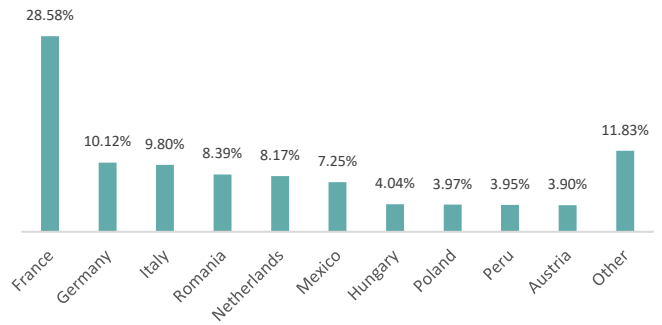
Asset Allocation (%)

Excluding derivatives



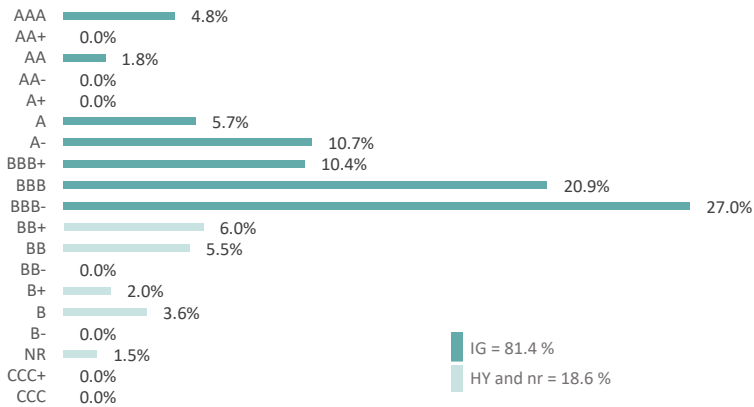
Country weights (top 10)

Excluding derivatives

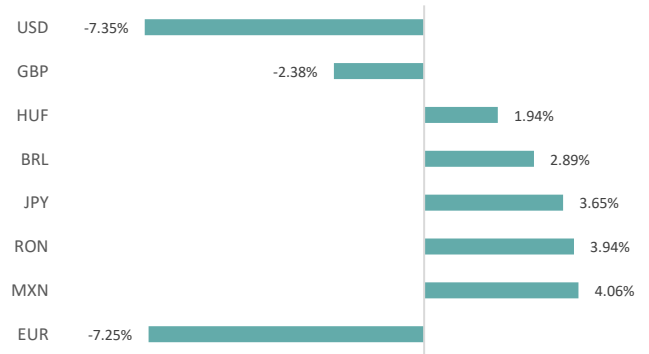


Breakdown by rating

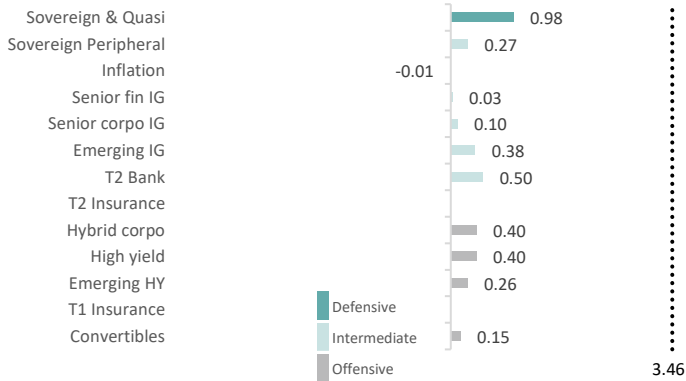
Excluding derivatives



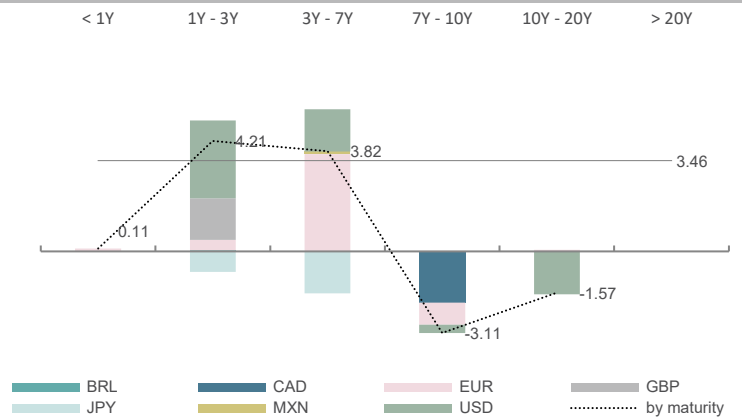
FX strategy



Asset breakdown



Curve term structure



Top 10 - Holdings

Description	Currency	Weights
ROMANIA	EUR	5.8%
BUNDESREPUB. DEUTSCHLAND	EUR	4.9%
REPUBLIC OF POLAND	EUR	4.1%
REPUBLIC OF PERU	EUR	4.0%
BONOS Y OBLIG DEL ESTADO	EUR	3.9%
UNITED MEXICAN STATES	EUR	3.9%
ENGIE SA	EUR	3.7%
REPSOL INTL FINANCE	EUR	3.6%
IBERDROLA INTL BV	EUR	3.4%
MEX BONOS DESARR FIX RT	MXN	3.4%

Monthly performance attribution

Duration	+35 bps
Credit	+26 bps
Relative Value	+34 bps
Inflation	-2 bps
Emergings	+45 bps
FX	-13 bps
Total	+125 bps

Legal disclaimer

This document is distributed for information purposes only and is primarily intended for subscribers of the UCI(s) presented. This is by no means a marketing document, and can not be equated with a recommendation or investment advice. This document may not be copied, distributed or communicated, directly or indirectly, to another person without the express consent of Eleva Capital. The sources used to carry out this reporting are considered reliable, however Eleva Capital declines all responsibility for any omission, error or inaccuracy. Eleva Capital accepts no responsibility for any direct or indirect losses caused by the use of the information provided in this document. The information presented in this document is simplified, for more information please refer to the KID and the prospectus of the relevant UCI available on our website (www.elevacapital.com). The figures quoted relate to past years and past performance is not a reliable indicator of future performance. The representative and paying agent in Switzerland is Société Générale, Paris, Zurich branch, Talacker 50, PO Box 5070, 8021 Zurich, Switzerland. The prospectus, the key investor information (KID), the articles, and the annual and semi-annual reports are available free of charge from the representative in Switzerland.