

ELEVA Euroland Selection

30/04/2025

ESG performance report

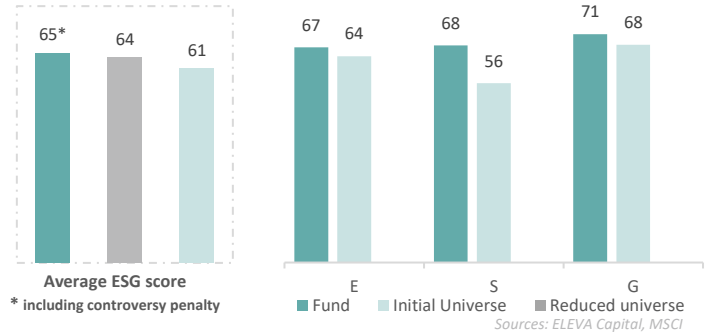
Investment process

Average ESG scores

Steps	nb of companies
Initial universe (financial criteria and existence of an ESG score)	800
1. Universe post Exclusions*	792
2. Universe reduced by 20% of issuers with the lowest ESG score	632
3. Portfolio post fundamental research**	49

* For more information on the exclusions applicable to the fund, please refer to the ESG Policy and the Coal Policy available on the ELEVA website.

** Fundamental analysis, ESG analysis & valuation



Best 3 ESG ratings

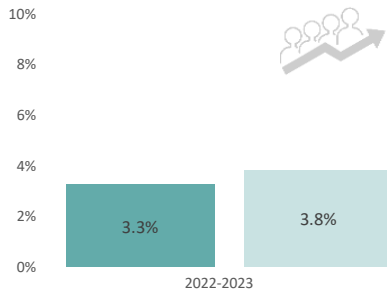
Worst 3 ESG ratings

Name	Sector	Country	ESG Score
ASML Holding NV	Technology	Netherlands	83
AXA SA	Financials	France	77
Elia Group SA/NV	Utilities	Belgium	77

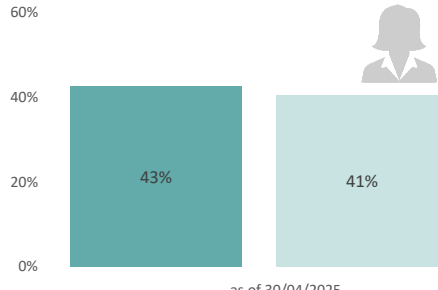
Name	Sector	Country	ESG Score
Shell PLC	Energy	United Kingdom	42
Deutsche Bank AG	Financials	Germany	50
HeidelbergCement AG	Materials	Germany	56

ESG Performances

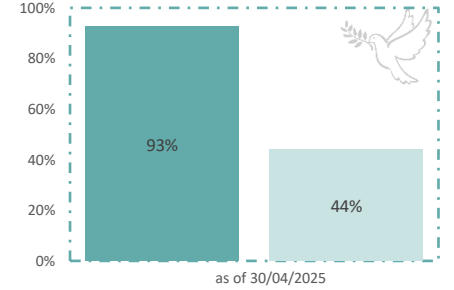
Growth in the number of employees



Percentage of women on the board

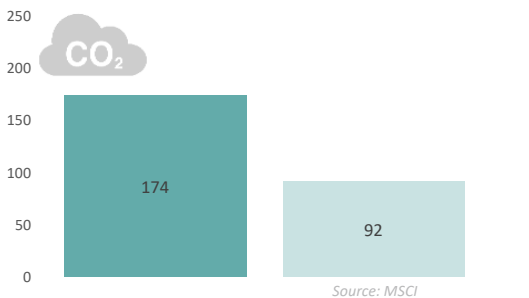


Signatories of the United Nations Global Compact



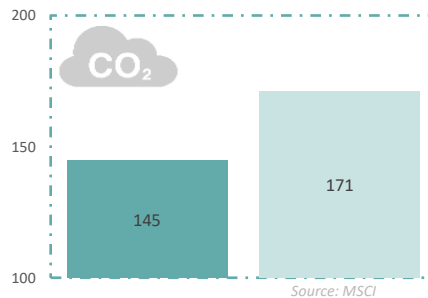
Carbon intensity

(in tons of CO₂ equivalent scope 1+2+3 per million € of sales)



Carbon footprint

(in tons of CO₂ equivalent scope 1+2+3 per million €)



Sustainable investments

Sustainable investments
(% TNA, in line with art. 2.17 SFDR)
45.98%
Source: ELEVA Capital

Taxonomy alignment
(% of Revenue, excl. sovereign)
6.82%
Source: MSCI

Binding ESG KPI: Fund (Dark Green), Initial universe (Light Green)

Coverage rate of ESG indicators

	Growth in the number of employees	% women on the board	% Signatories of the United Nations Global Compact	Carbon intensity	Carbon footprint
Fund	97%	100%	100%	100%	100%
Initial universe	91%	99%	99%	99%	99%

Legal disclaimer

This document is distributed for information purposes only and is primarily intended for subscribers of the UCI(s) presented. This is by no means a marketing document, and can not be equated with a recommendation or investment advice. This document may not be copied, distributed or communicated, directly or indirectly, to another person without the express consent of Eleva Capital. The sources used to carry out this reporting are considered reliable, however Eleva Capital declines all responsibility for any omission, error or inaccuracy. Eleva Capital accepts no responsibility for any direct or indirect losses caused by the use of the information provided in this document. The information presented in this document is simplified, for more information please refer to the Key Information Document and the prospectus of the relevant UCI available on our website (www.elevacapital.com).