

ELEVA Euroland Selection

28/03/2024
ESG performance report

Investment process

Steps	nb of companies
Initial universe (financial criterias and existence of an ESG score)	825
1. Universe post Exclusions*	811
2. Universe reduced by 20% of issuers with the lowest ESG score	646
Initial universe reduction related to exclusions and ESG selection	22%

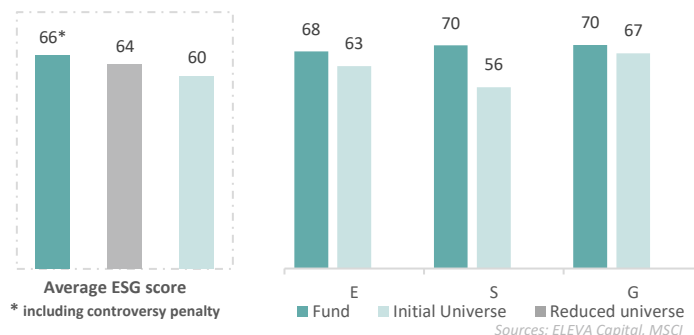
3. Portfolio post fundamental research** 39

* Tobacco / Nuclear weapons / Controversial weapons / Violation of the UN Global Compact or ILO conventions or UN guiding principles on Business and Human Rights or OECD guidelines for Multinational Enterprises / Coal (threshold defined by ELEVA's coal policy)

** Fundamental analysis, ESG analysis (ELEVA Capital methodology) & valuation

Source: ELEVA Capital

Average scores of the three pillars with their initial universe



The three best ESG ratings of the sub-fund

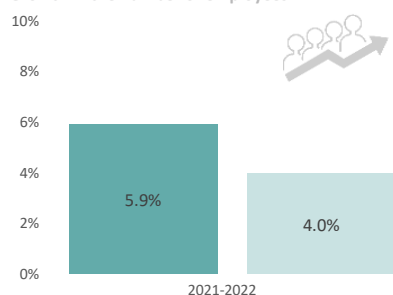
Name	Sector	Country	ESG Score
ASML HOLDING NV	Technology	Netherlands	84
SCHNEIDER ELECTRIC SE	Industrials	France	80
HERMES INTERNATIONAL	Cons. Disc.	France	74

The three worst ESG ratings of the sub-fund

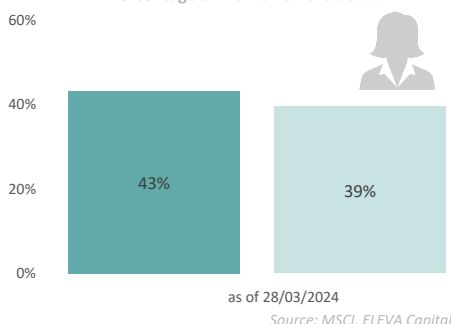
Name	Sector	Country	ESG Score
STELLANTIS NV	Cons. Disc.	Netherlands	47
RYANAIR HOLDINGS PLC	Industrials	Ireland	50
RENAULT SA	Cons. Disc.	France	53

ESG Performances

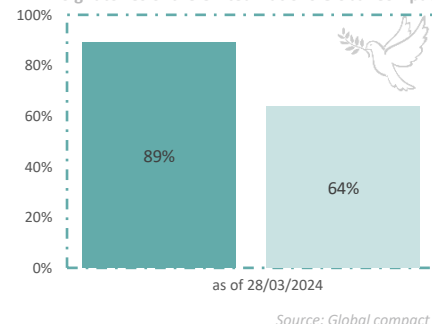
Growth in the number of employees



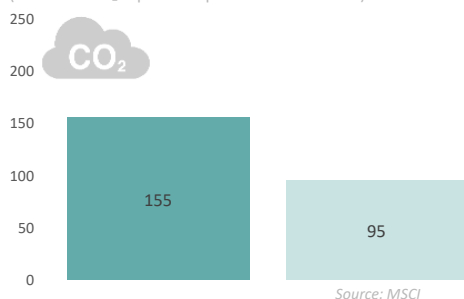
Percentage of women on the board



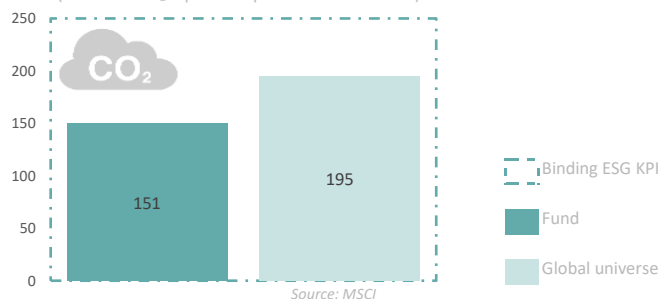
Signatories of the United Nations Global Compact



Average carbon intensity (in tons of CO₂ equivalent per million € of sales)



Carbon footprint (in tons of CO₂ equivalent per million € invested)



Coverage rate of ESG indicators

	Growth in the number of employees	% women on the board	% Signatories of the United Nations Global Compact	Carbon intensity	Scope 1 et 2 CO ₂ emissions
Fund	98%	98%	95%	98%	98%
Initial universe	89%	99%	99%	99%	99%

Legal disclaimer

This document is distributed for information purposes only and is primarily intended for subscribers of the UCI(s) presented. This is by no means a marketing document, and can not be equated with a recommendation or investment advice. This document may not be copied, distributed or communicated, directly or indirectly, to another person without the express consent of Eleva Capital. The sources used to carry out this reporting are considered reliable, however Eleva Capital declines all responsibility for any omission, error or inaccuracy. Eleva Capital accepts no responsibility for any direct or indirect losses caused by the use of the information provided in this document. The information presented in this document is simplified, for more information please refer to the Key Information Document and the prospectus of the relevant UCI available on our website (www.elevacapital.com).