


ELEVA European Selection

ESG Annual Report

**Response to the Article 29 of the Energy-Climate Law and
SFDR Regulation**



As 31 December 2021

Foreword

This report has been prepared in response to the Article 29 of the French Energy-Climate Law (n°2019-1147 of November 8, 2019) and to the Sustainable Finance Disclosure Regulation (SFDR). It covers ELEVA European Selection as a fund classified Article 8.

An ESG annual report is available at the ELEVA Capital level. ESG annual reports are available for all article 8, article 9 and funds with more than € 500 million of assets under management. These documents complement ELEVA Capital's Transparency Code which describes ELEVA Capital's ESG approach, proprietary methodologies, and the resources dedicated to responsible investment.

The ELEVA Capital ESG annual report ("Response to the Article 29 and SFDR regulation") and the Transparency Code are available in the dedicated responsible approach section of our website: <https://www.elevacapital.com/en/our-responsible-approach#for-further-information>

ELEVA Capital is committed to a continuous improvement of its approach and reporting. Stakeholders' feedback and dialogue will always be welcomed.



Contents

- 1. ELEVA European Selection 4
- 2. Sustainability performances 7
- 3. Voting and engagement 10
 - 3.1 Voting review in 2021..... 10
 - 3.2 Engagement review in 2021..... 11
- 4. European Taxonomy and exposure to the fossil fuel sector..... 12
 - 4.1 Taxonomy alignment..... 12
 - 4.2 Fossil fuel sector exposure..... 12
- 5. Strategy to align with the temperature targets of the Paris Agreement..... 14
 - 5.1 Climate change consideration..... 14
 - 5.2 Next steps..... 14
- 6. Strategy for alignment with long-term biodiversity goals..... 15
- 7. Approach to take into account ESG criteria in risk management 16
- 8. Statement on principal adverse impacts of investment decisions on sustainability factors 17



1. ELEVA European Selection

ELEVA European Selection is an SRI fund (article 8 SFDR) investing in European listed companies.

As of 31 December 2021, ELEVA European Selection held the SRI French State Label.

	Strategies	Main asset class	Exclusions in place**	AuM at 31/12/2021 in million EUR	Share of total AuM	SFDR Categorisation	Labels	Link to related fund
ELEVA European Selection	Best in Universe Best Efforts Exclusions	European equities	Tobacco, Controversial weapons, Nuclear weapons, Coal*, Violation of the UN Global Compact	5 128	44.1%	Article 8	SRI French State Label	https://www.elevacapital.com/en/funds/el-eva-european-selection

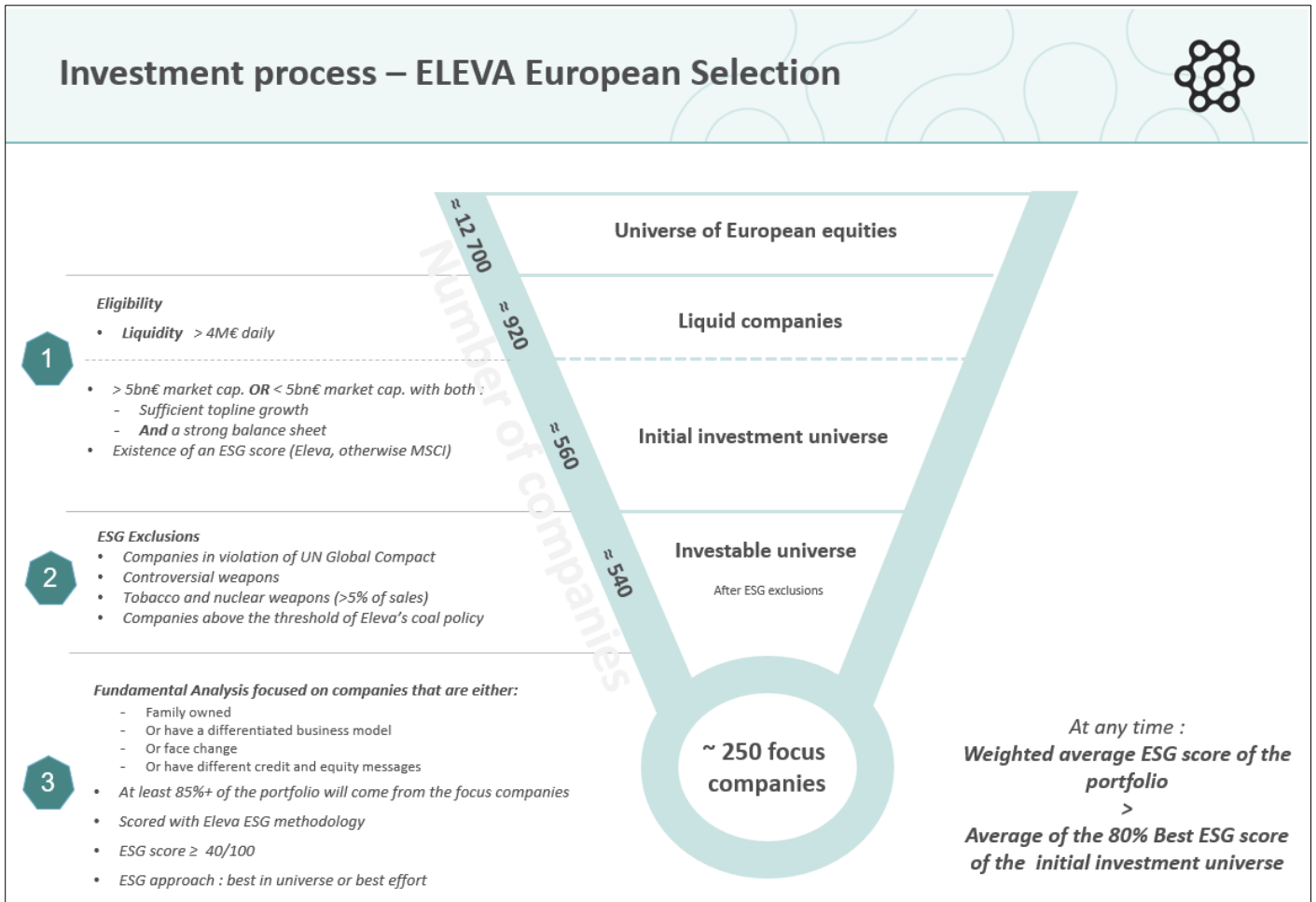
* See our Coal policy: <https://www.elevacapital.com/en/our-responsible-approach#for-further-information>

** More details on our exclusion policy (sectors, thresholds...) are available in our Transparency Code here <https://www.elevacapital.com/en/our-responsible-approach#for-further-information>









Investment process

The investment process counts 3 steps, 2 being based on non-financial criteria.



1. **Exclusions.** The fund applies to its initial investment universe the following set of exclusions:

Norm based	Sector based	
Voluntary basis	Regulatory Reasons	Voluntary basis
Companies having violated 1 or more UN Global Compact Principles	Controversial weapons, (including chemical, biological and depleted uranium-based weapons) (threshold : 0% of sales)	Tobacco Nuclear weapons (threshold : 5% of sales) Coal*
	 	  

*Regarding the coal revenues thresholds, check our coal policy available here: <https://www.elevacapital.com/en/our-responsible-approach#for-further-information>



2. **Positive ESG Screening.** Companies are internally analysed based on their behaviour towards their 5 stakeholders (shareholders, employees, suppliers, civil society, the planet) and scored on ESG criteria (from 0 to 100). To be eligible, a minimum ESG score of 40/100 is required. The analysis includes, among others, the quality of the management team, the climate change performances or the management of the supply chain.

Transparency is at the heart of our responsible investor approach. For further information on ELEVA European Selection:

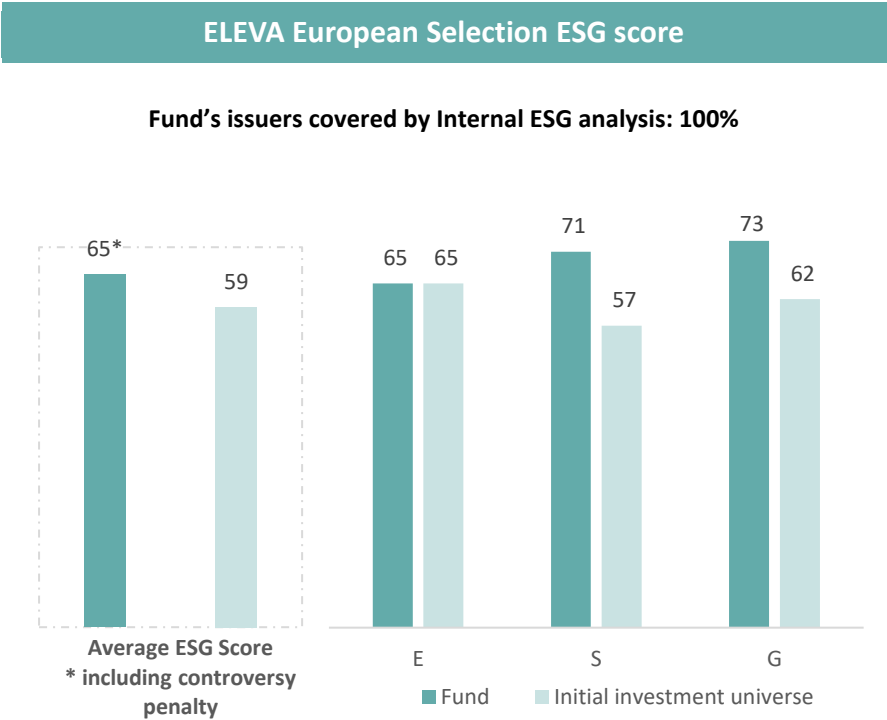
- ELEVA Capital Transparency Code, available on our website, in the Responsible Investment section: <https://www.elevacapital.com/en/our-responsible-approach#for-further-information>
- Prospectus, available on the fund's dedicated website: <https://www.elevacapital.com/en/funds/eleva-european-selection>



2. Sustainability performances

ELEVA Capital has developed a proprietary ESG analysis methodology based on the analysis of companies' relationships with all their stakeholders: shareholders, employees, suppliers, the planet and civil society. Any issuer present in the fund is intended to be analysed and rated on ESG criteria. However, and in accordance with the specifications of the SRI label, 10% of the fund's outstanding amount may be invested in unrated assets or issuers. The use of this 10% tolerance is very limited. For example, it may be used, on a temporary basis, to participate in IPO or block placements. In these cases, the management team has a maximum of a month to rate the company. A minimum ESG score of 40/100 is necessary for a company to be considered as an investment. This ensures that at least 20% of the initial investment universe is excluded.

As of 31 December 2021, the average ESG score of the portfolio is 65/100. This compares to the 57/100 ESG score of its initial investment universe. The weighted ESG scores on S and G criteria higher than those of its initial investment universe:



Source: ELEVA Capital, MSCI as of 31/12/2021

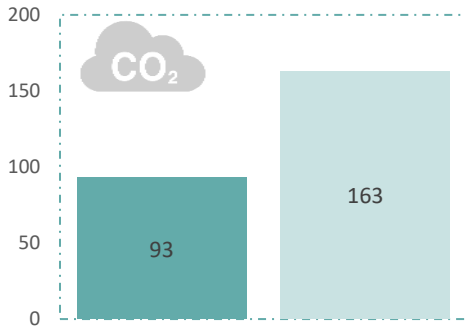
Moreover, the fund must show a better performance than its initial investment universe on the following two ESG key performance indicators :

- Carbon footprint (in tons of CO2 equivalent (scope 1+2) / million euros invested)
- signatories of the UN Global Compact (sum of the weights of the UN Global Compact signatories).

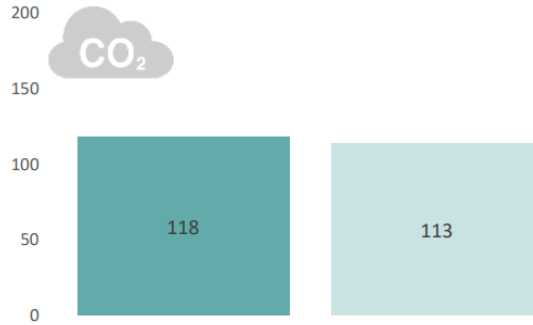


CARBON PERFORMANCE

Carbon footprint
(in tons of CO₂ equivalent per million € invested)



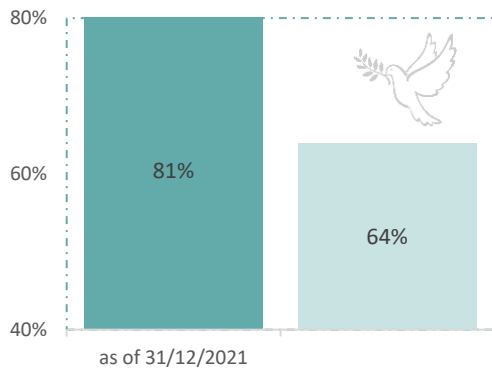
Average carbon intensity
(in tons of CO₂ equivalent per million € of sales)



Source: MSCI as of 31/12/2021

UN GLOBAL COMPACT SIGNATORIES

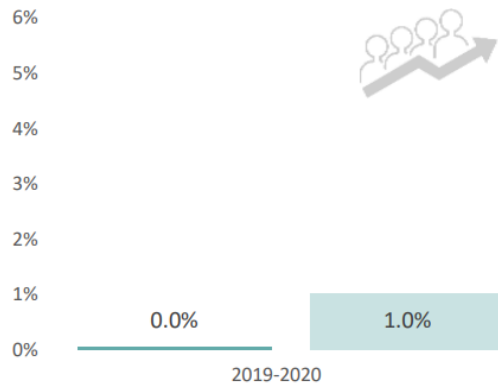
Signatories of the United Nations Global Compact



Source: Global Compact as of 31/12/2021

HUMAN CAPITAL

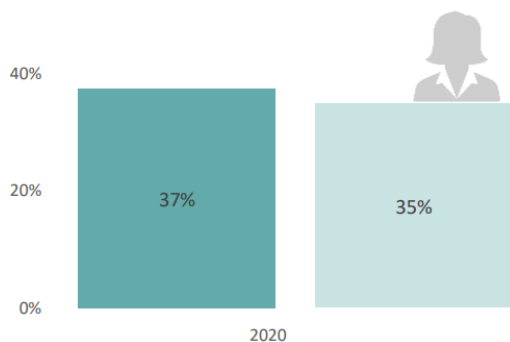
Growth in the number of employees



Source: ELEVA Capital as of 31/12/2021

BOARD GENDER DIVERSITY

Percentage of women on board



Source: MSCI, ELEVA Capital as of 31/12/2021

Binding ESG KPI

Fund

Initial investment universe



As of 31 December 2021, the fund's average carbon footprint was 93 tons of CO2 equivalent / million euros invested which is lower than its initial investment universe (163 tons of CO2 equivalent / million euros invested). UN Global Signatories represented 81% of the fund (vs 64% for the investment universe).



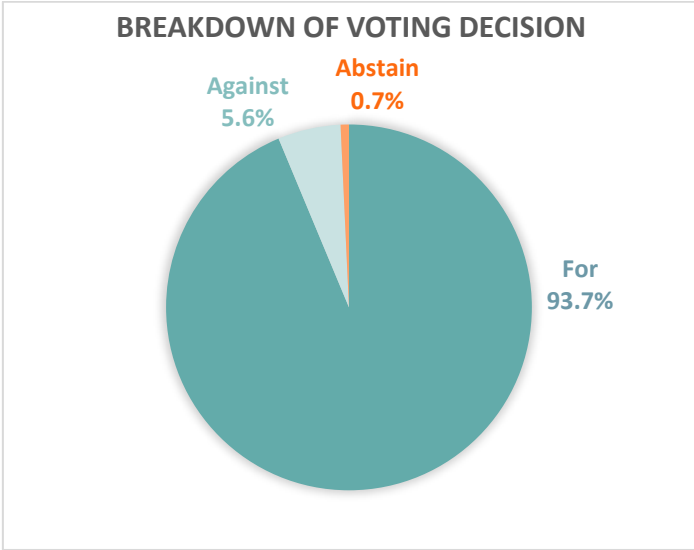
3. Voting and engagement

3.1 Voting review in 2021

ELEVA Capital is committed to exercising its voting rights for all the equities held in its portfolios.

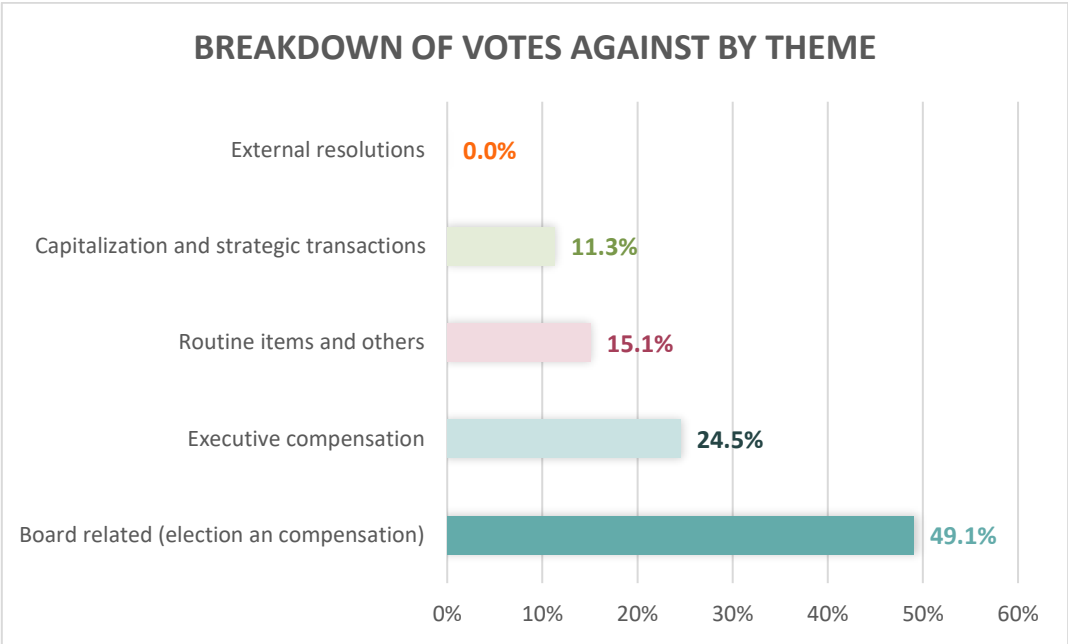
In 2021, ELEVA Capital voted at 62 AGMs for which ELEVA European Selection held voting rights, i.e a 98.4% exercise rate. 1 meeting was not voted because of exceptional technical dysfunction during the transfer of voting instructions.

During these annual meetings, we voted on 989 resolutions (35 were non-voting items) – an average of 16 resolutions per shareholder meeting.



We voted “AGAINST” in 53 of the 954 voting resolutions, corresponding to a 5.6% opposition rate.

The resolutions that drew the most opposition from the fund were Board related (49.1% of total opposition votes) and about executive compensation (24.5% of total opposition votes).



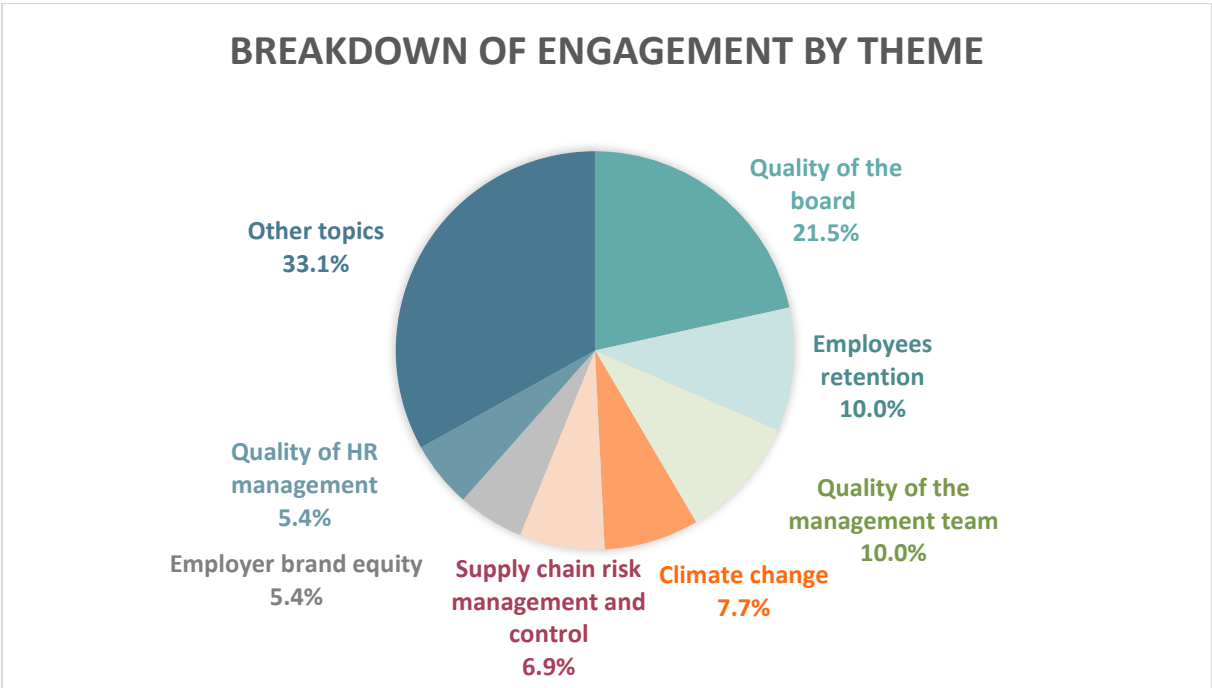
Regarding the environmental and social specific resolutions, ELEVA European Selection supported 4 resolutions in total:

- 1 resolution requesting country-by-country tax transparency,
- 3 climate related resolutions.

All voting decisions for the AGMs of the ELEVA European Selection fund are disclosed in its Voting report (<https://www.elevacapital.com/en/funds/eleva-european-selection>).

3.2 Engagement review in 2021

As of 31 December 2021, ELEVA European Selection engaged with 98% of the total number of companies held in portfolio, sharing with them a total of 130 areas of improvement. The remaining have been engaged in 2022.



We monitor these commitments to assess their degree of achievement over time. Updating the ESG analysis, which takes place about every two years when we are still shareholders of a company, helps to verify whether the engagement has borne fruit.

We track which topics have been “achieved”, “partially achieved” or “not achieved”. This sets the basis for re-engaging with the company. The re-engagement could be a reiteration of formerly discussed topics or, if topics were “achieved” or not relevant anymore, can be replaced by new engagement topics.

In 2021, ELEVA European Selection did not reduce its investment in a company as a result of an engagement.



4. European Taxonomy and exposure to the fossil fuel sector

4.1 Taxonomy alignment

The data available today to calculate the Environmental Taxonomy alignment is mainly provided by data providers, such as MSCI, and is mainly based on estimates done by these providers.

At this point in time, we are unable to provide reliable Environmental taxonomy alignment figures for the fund as of 31/12/2021, as data providers mainly use estimates. Therefore, as recommended by the regulators, we do not publish taxonomy alignment for the year 2021.

For more details on taxonomy definition, please refer to the ESG Annual Report of ELEVA Capital (“Response to the Article 29 and SFDR regulation”) available here: <https://www.elevacapital.com/lu/our-responsible-approach#for-further-information>

4.2 Fossil fuel sector exposure

In parallel to the Taxonomy alignment, we assessed ELEVA European Selection exposure to companies with activities including extraction, processing, storage, and transportation of petroleum products, natural gas, and thermal coal.

Two different calculations have been performed to assess fund’s exposure to fossil fuels:

- Portfolio exposure to the fossil fuel sector: the assessment is done at the company level. We sum the weightings of all companies involved in the fossil fuel sector. As a baseline for comparison, we calculated the same metric for the initial universe according to the same methodology.

	In million EUR	In % of total weight	Coverage rate
ELEVA European Selection exposure to the fossil fuel sector	491.4	9.8%	100%
Initial universe exposure to the fossil fuel sector		7.7%	97.0%

Source: MSCI (derived from publicly available information)

- Portfolio exposure to fossil fuel-related activities: the assessment is made at the economic activity level for each investee company. Only revenues linked to fossil fuel-related activities are taken into account. For each company, the percentage of activity that is linked to fossil fuel is weighted by its weight in the portfolio. These results are then summed up. This calculation is similar to the one performed to calculate the taxonomy alignment. As a baseline for comparison, we calculated the same metric for the initial universe according to the same methodology.



	In million EUR	In % of total weight
ELEVA European Selection exposure to fossil fuel-related activities	171.4	3.4%
Initial universe exposure to fossil fuel-related activities		3.2%

Source: MSCI estimates



5. Strategy to align with the temperature targets of the Paris Agreement

5.1 Climate change consideration

Our commitment to fight climate change and to manage climate risks of our investments influence the investment process of our funds, from the definition of the investment universe and stock selection to portfolio construction. Climate change consideration is embedded in all the steps of our ESG approach followed by all our equity funds.

All details of our current practices related to climate change are disclosed in the ESG Annual Report of ELEVA Capital (“Response to the Article 29 and SFDR regulation”) available here: <https://www.elevacapital.com/en/our-responsible-approach#for-further-information>

5.2 Next steps

As a starting point to build a comprehensive climate strategy with a clear alignment with the Paris Agreement and time-bound objectives, ELEVA Capital took a subscription in 2022 to an MSCI dataset to measure the implied temperature rise of its portfolios. This tool helps us to appraise the actual base line and to start working on our roadmap to align our portfolios with the temperature objectives of the Paris Agreement.

As of 31/12/2021, the implied temperature rise of ELEVA European Selection is 2.87°C, above the level calculated for its initial universe, as a base of comparison.

	In Celsius degrees	Coverage rate
ELEVA European Selection Implied temperature rise	2.87	97.6%
Initial universe Implied temperature rise	2.40	96.8%

Source: MSCI

This metric gives us a picture on the fund’s positioning on the way towards the alignment with the Paris Agreement to limit global warming to well below 2 degrees Celsius. The next step will consist in setting intermediate temperature goals and reinforcing ELEVA Capital’s strategy on this topic.

MSCI Implied temperature rise methodology is available on the following website: <https://www.msci.com/documents/1296102/27422075/Implied-Temperature-Rise-Methodology-Summary.pdf>



6. Strategy for alignment with long-term biodiversity goals

As an Article 8 fund, ELEVA European Selection is included in ELEVA Capital’s general approach on the biodiversity topic.

The latter is developed in the ESG Annual Report of ELEVA Capital (“Response to the Article 29 and SFDR regulation”) available here: <https://www.elevacapital.com/en/our-responsible-approach#for-further-information>



7. Approach to take into account ESG criteria in risk management

As an Article 8 fund, ELEVA European Selection follows ELEVA Capital's approach on ESG risks management.

Thus, sustainability risks in our investments are identified, monitored and managed through scoring our companies on ESG criteria. Our ESG score reflects the sustainability risks a company is exposed to and how well managed they are.

More information is given in the ESG Annual Report of ELEVA Capital ("Response to the Article 29 and SFDR regulation") available here: <https://www.elevacapital.com/en/our-responsible-approach#for-further-information>



8. Statement on principal adverse impacts of investment decisions on sustainability factors

As this statement is not compulsory for the year 2021, this section is published on a voluntary basis by ELEVA Capital using the tools and information available at the time of writing of this report. Metrics are calculated at ELEVA European Selection portfolio level. For indicators with a coverage rate below 50%, we decided to not publish the metric. The data used are from MSCI.

Financial market participant: ELEVA European Selection
Summary ELEVA European Selection considers principal adverse impacts of its investment decisions on sustainability factors. The present statement is the consolidated statement on principal adverse impacts on sustainability factors of ELEVA Capital This statement on principal adverse impacts on sustainability factors covers the reference period from 1 January to 31 December 2021.

Description of the principal adverse impacts on sustainability factors

Indicators applicable to investments in investee companies					
Adverse sustainability indicator		Metric	Impact FY2021	Coverage rate	Actions taken, and actions planned and targets set for the next reference period
CLIMATE AND OTHER ENVIRONMENT-RELATED INDICATORS					
Greenhouse gas emissions	1. GHG emissions	Scope 1 GHG emissions in tons of CO ₂ equivalent	253 173.6	97.6%	This metric is analysed in the planet pillar of our ESG scoring methodology
		Scope 2 GHG emissions in tons of CO ₂ equivalent	87 080.7	97.6%	This metric is analysed in the planet pillar of our ESG scoring methodology
		Scope 3 GHG emissions in tons of CO ₂ equivalent	2 044 851.2	97.6%	This metric is analysed in the planet pillar of our ESG scoring methodology



		Total GHG emissions in tons of CO ₂ equivalent	2 385 105.4	97.6%	This metric is analysed in the planet pillar of our ESG scoring methodology
	2. Carbon footprint	Carbon footprint in tons of CO ₂ equivalent per million EUR invested	477.0	97.6%	Binding indicator for ELEVA European Selection fund (Scope 1&2 emissions)
	3. GHG intensity of investee companies	GHG intensity of investee companies in tons of CO ₂ equivalent per million EUR of sales	1 103.8	100%	
	4. Exposure to companies active in the fossil fuel sector	Share of investments in companies active in the fossil fuel sector	9.8%	100%	This metric is analysed in the planet pillar of our ESG scoring methodology
	5. Share of non-renewable energy consumption and production	Share of non-renewable energy consumption and non-renewable energy production of investee companies from non-renewable energy sources compared to renewable energy sources, expressed as a percentage of total energy sources	74.9%	97.6%	
	6. Energy consumption intensity per high impact sector	Energy consumption in GWh per million EUR of revenue of investee companies, per high impact climate sector	Energy consumption intensity (NACE Code A) NA Energy consumption intensity (NACE Code B) 0.85 Energy consumption intensity (NACE Code C) 0.39 Energy consumption intensity (NACE Code D) 3.56 Energy consumption intensity (NACE Code E) 3.95	97.6%	This metric is analysed in the planet pillar of our ESG scoring methodology for all sectors except Financials



			Energy consumption intensity (NACE Code F) 0.12 Energy consumption intensity (NACE Code G) 0.34 Energy consumption intensity (NACE Code H) NA Energy consumption intensity (NACE Code L) 0.02		
Biodiversity	7. Activities negatively affecting biodiversity-sensitive areas	Share of investments in investee companies with sites/operations located in or near to biodiversity-sensitive areas where activities of those investee companies negatively affect those areas	-	13.6%	As the coverage rate is below 50%, we decided to not publish the metric
Water	8. Emission to water	Tonnes of emissions to water generated by investee companies per million EUR invested, expressed as a weighted average	-	9.1%	As the coverage rate is below 50%, we decided to not publish the metric
Waste	9. Hazardous waste and radioactive waste ratio	Tonnes of hazardous waste and radioactive waste generated by investee companies per million EUR invested, expressed as a weighted average	0.36	51.4%	



INDICATORS FOR SOCIAL AND EMPLOYEE, RESPECT FOR HUMAN RIGHTS, ANTI-CORRUPTION AND ANTI-BRIBERY MATTERS					
Social and employee matters	10. Violations of UN Global Compact principles and Organisation for Economic Cooperation and Development (OECD) Guidelines for Multinational Enterprises	Share of investments in investee companies that have been involved in violations of the UNGC principles or OECD Guidelines for Multinational Enterprises	0%	100%	Binding indicator at ELEVA Capital level as it is part of the overall exclusion list
	11. Lack of processes and compliance mechanisms to monitor compliance with UN Global Compact principles and OECD Guidelines for Multinational Enterprises	Share of investments in investee companies without policies to monitor compliance with the UNGC principles or OECD Guidelines for Multinational Enterprises or grievance /complaints handling mechanisms to address violations of the UNGC principles or OECD Guidelines for Multinational Enterprises	21.0%	97.6%	
	12. Unadjusted gender pay gap	Average unadjusted gender pay gap of investee companies	-	35.4%	As the coverage rate is below 50%, we decided to not publish the metric
	13. Board gender diversity	Average ratio of female to male board members in investee companies, expressed as a percentage of all board members	41.9%	100%	This metric is analysed in the Shareholders pillar of our ESG scoring methodology



	14. Exposure to controversial weapons (anti-personnel mines, cluster munitions, chemical weapons and biological weapons)	Share of investments in investee companies involved in the manufacture or selling of controversial weapons	0%	100%	Binding indicator at ELEVA Capital level as it is part of the overall exclusion policy
OTHER INDICATORS FOR PRINCIPAL ADVERSE IMPACTS ON SUSTAINABILITY FACTORS					
Emissions	4. Investments in companies without carbon emission reduction initiatives	Share of investments in investee companies without carbon emission reduction initiatives aimed at aligning with the Paris Agreement	53.0%	100%	
Social and employee matters	1. Investments in companies without workplace accident prevention policies	Share of investments in investee companies without a workplace accident prevention policy	8.0%	100%	



Concordance table with the Article 29 of the Energy-Climate Law and SFDR Regulation

Theme	Article 29 of the Energy-Climate law	SFDR	Corresponding section of this report
Adverse impacts		Description of the principal adverse sustainability impacts and indicators	Section 8
	Quantitative objective until 2030		Section 5.2
Alignment with Paris Agreement	Quantitative results		Section 5.2
	Methodology		Section 5.2
	Changes in the investment strategy: coal policy		Section 5.1
Alignment with long-term biodiversity goals	Respect of the objectives of the Convention on Biological Diversity		Section 6
	Impacts reduction analysis		Section 6
	Biodiversity footprint indicator		Section 6
Risk management	Identification, assessment and prioritization process and management of risks		Section 7
	Climate risks		Section 7
	Biodiversity loss risks		Section 7



Disclaimer

This report has been written in compliance with the article 29 of the French Energy Climate Law (the decree implementing this article 29 of the energy-climate law (LEC) of 8 November 2019 was published on 27 May 2021). This report is a regulatory requirement for information purpose only.


This report should not be considered as a marketing material nor an investment advice for ELEVA Capital products.

The information used to write this report has been obtained from a wide range of sources that ELEVA Capital considers to be accurate. The main sources are the annual report of companies mentioned in the report. Proprietary ESG (Environment, Social, Governance) scores are used. They are the latest available, and could be up to two years old, given the fact that these proprietary scores are updated at least every two years. Some ESG key performance indicators are calculated based on MSCI data.

The sources used to carry out this reporting are considered reliable, however ELEVA Capital declines all responsibility for any omission, error or inaccuracy. ELEVA Capital accepts no responsibility for any direct or indirect losses caused by the use of the information provided in this document. The information presented in this document is simplified, for more information please refer to the KIID and the prospectus of the relevant UCITS available on our website (www.elevacapital.com). The figures quoted relate to past years and past performance is not a reliable indicator of future performance.

The Fund's management company is ELEVA Capital S.A.S., a French société par actions simplifiée, registered with the Paris Trade and Companies Register under number 829 373 075 having its registered office at 32 rue de Monceau 75008 Paris, France. ELEVA is a French portfolio management company, duly authorised under number GP 17000015 and regulated by the Autorité des Marchés Financiers (the French supervisory authority).





ELEVA
CAPITAL

ELEVA Capital SAS

32, rue de Monceau 75008 Paris - Capital 8 – Immeuble Murat Sud

with registered capital of 670 000€

RCS PARIS 829 373 075 – TVA INTRACOM FR 76 829 373 075

Tel : +33 (0)1 40 69 28 70

Portfolio management company authorised by the Autorité des Marchés Financiers under number GP-17000015