

ELEVA Global Multi Opportunities Fund - Class A1

30/06/2025
Monthly report

Investment objective and approach

- Aims to achieve a positive absolute return over the medium term, mainly through active and flexible management of global equities and debt securities of issuers based worldwide
- A dynamic allocation, totally flexible allocation from 0% to 100% in equities and debt
- Equity: Flexible, opportunistic, and pragmatic approach, with no sector/country bias and style/market cap agnostic
- Fixed income: Total return approach with hedging of downside risk and duration comprised between 0 and 7 years

Key figures

Net Asset Value	115.89 €
Total Fund Assets	81 244 490 €

Risk Indicator

LOWER RISK				HIGHER RISK		
1	2	3	4	5	6	7

Fund characteristics

Manager: Stephane DEO - Fabrice Theveneau

Legal structure: Luxembourg SICAV - UCITS

Fund launch date: 05/07/2023

Share class launch date: 06/10/2023

ISIN Code: LU2598603699

Classification: Global Multi asset

Reference currency: EUR

Distribution policy: Accumulation

Valuation frequency: Quotidienne

Administrative information

Custodian: HSBC Continental Europe, Luxembourg

Fund admin: HSBC Continental Europe, Luxembourg

Management company: ELEVA Capital SAS

Subscription / redemption cutoff: 17:00 CET (T-1)

Valuation frequency: T+2

Fees

Subscription fees: Up to 3%

Redemption fees: 0%

Management fees: 1.7%

Performance fees: 15% of any excess return the NAV achieves over the High Water Mark

Contact

Axel Plichon, Head of Business Development
axel.plichon@elevacapital.com

This document should be read in conjunction with the prospectus and relevant KIDs which are available on our website www.elevacapital.com.

Past performance is no guarantee of future results. The UCITS Fund does not benefit from any guarantee or protection, so the initial invested capital may not be fully repaid.

Performance

Sources: ELEVA Capital



Calendar year performance

	Jan	Feb	Mar	Apr	May	Jun	Jul	Aug	Sep	Oct	Nov	Dec	Year
2025	2.58%	1.79%	-3.97%	-1.51%	3.83%	1.66%							4.24%
2024	-1.11%	4.56%	3.16%	-0.23%	2.35%	3.51%	-5.07%	-0.23%	-1.83%	-1.30%	4.46%	-0.20%	7.89%
2023											3.30%	2.12%	

Cumulative performance

	1 month	3 months	6 months	9 months	1 year	3 years	5 years	Since inception
Fund	1.66%	3.96%	4.24%	7.26%	-0.27%	—	—	15.89%

Monthly Comment

ELEVA Global Multi Opportunities was up 1.66% in June with the equity pocket returning 2.02% on the month (vs. 0.88% for the MSCI World in EUR) and the fixed-income pocket returning 0.36% (vs. -1.46% for the Bloomberg Global Aggregate bond index in EUR). Hence, we outperformed a 50/50 portfolio which would have returned negative 0.29% on the month.

Year-to-date, ELEVA Global Multi Opportunities was up 4.24%, the equity pocket returning 8.08% (vs. a negative 3.43% for the MSCI World in EUR) and the fixed-income pocket returning 1.62% (vs. a negative -5.37% for the Bloomberg Global Aggregate bond index in EUR). A 50/50 portfolio would have returned a negative -4.40% YTD.

Markets in June 2025 were shaped by geopolitical tensions, policy uncertainties, and shifting sector dynamics. The Israel-Iran conflict drove volatility in oil, gold, and equities, with crude prices rising above \$65 and gold outperforming as safe-haven asset. The VIX surged 15% on June 13, reaching 20.8% (a one-month high), reflecting a heightened risk-off sentiment. On the macro side, soft US inflation data revived hopes for Fed rate cuts, though persistent tariff threats and geopolitical risks kept sentiment fragile. The Fed's June 18 rate decision was closely watched, with markets expecting no immediate cuts but focusing on guidance. The month ended with the S&P 500 still up for 2025, suggesting resilience despite volatility.

The equity book had a positive impact on performance of 140 bps. Industrials, information technology and health care were the main drivers of performance. Conversely, its performance was penalized by consumer staples and financials. Among top contributors were: **Galderma** (a top long-term high quality pick in beauty) contributed 39 bps, **Flutter Entertainment** (a gaming leader) contributed 38 bps, Siemens Energy (an energy equipment supplier) contributed 32 bps, **Hensoldt** (European defense company) contributed 24 bps, **NVIDIA** (chip designer) contributed 23 bps, **ASM International** (a Dutch chip manufacturer) contributed 22 bps. However, **Pony AI** (robotaxis), **Progressive Corp** (a US insurer), **Rheinmetall** (European defense), **Intuitive Surgical** (US medical equipment) and **Heineken** underperformed with a negative contribution of 40 bps, 14 bps, 14 bps, 14 bps and 12 bps, respectively.

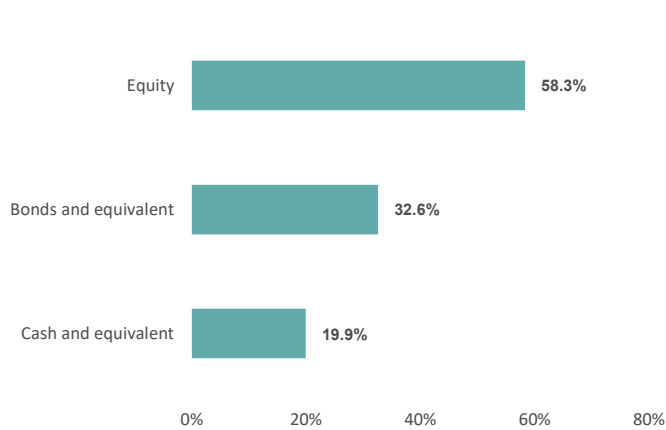
The fixed income book had a positive impact on performance of 12 bps. The main drivers of fixed income book performance were investment grade sovereign emerging markets, core sovereign and investment grade credit.

ELEVA Global Multi Opportunities continues to focus on high quality plays (**Galderma**, **Microsoft**, **Flutter Entertainment**) complemented by a share of small positions in highly attractive segments (robotaxis, humanoid robots, satellites, eVTOL etc.). By region, after having kept a very low exposure to the US, we are rapidly increasing our exposure to the country with solid companies like **Netflix**, **Uber** and several tech names (**Shopify**, **Nvidia** etc.).

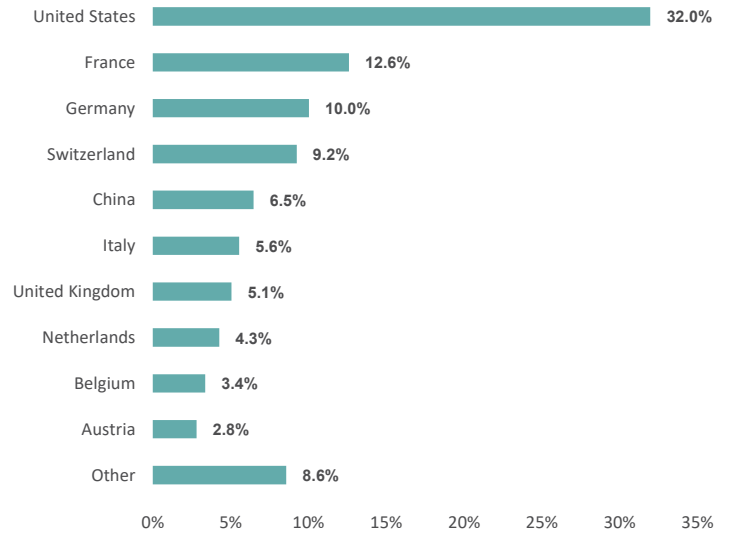
Since inception, ELEVA Global Multi Opportunities is up 15.89%.

Portfolio analysis

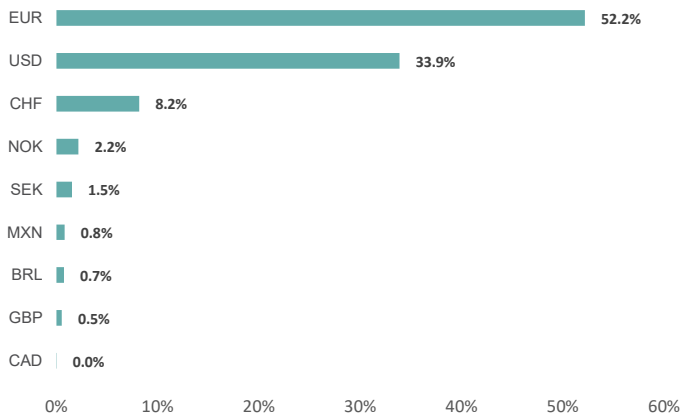
Asset class breakdown



Geographic breakdown



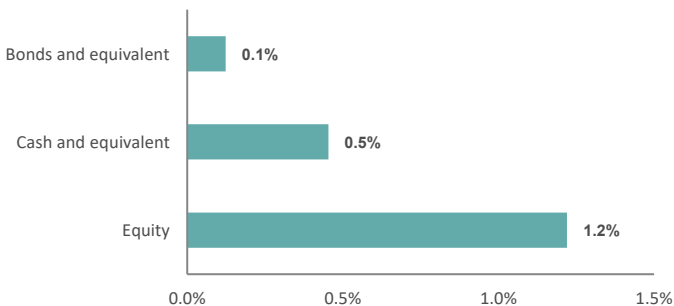
Currency breakdown



Top 10 holdings

Description	Class	Currency	Weight
Galderma Group AG	EQ	CHF	6.1%
Flutter Entertainment PLC	EQ	GBP	4.6%
FRANCE (GOVT OF)	FI	EUR	4.4%
BUNDESREPUB. DEUTSCHLAND	FI	EUR	4.2%
NVIDIA Corp	EQ	USD	3.4%
3i Group PLC	EQ	GBP	3.2%
Microsoft Corp	EQ	USD	2.5%
Siemens Energy AG	EQ	EUR	2.4%
Alphabet Inc	EQ	USD	2.3%
Societe Generale SA	EQ	EUR	2.3%

Monthly performance contributions



Risk Indicators

Indicator	Value
Volatility	11.25%
Sharpe ratio	0.5
Sortino Ratio	0.6
Max drawdown	-12.42%

Portfolio analysis : bond pocket

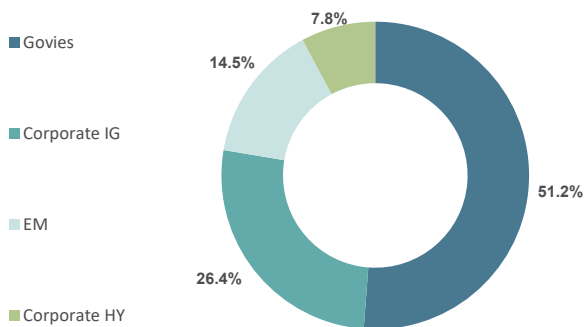
Main features

Modified duration	4.51
Yield to Maturity (local)	3.87%
Yield to Worst (local)	3.61%

Linear average rating	A-
Issuer number	33
Number of currencies	3

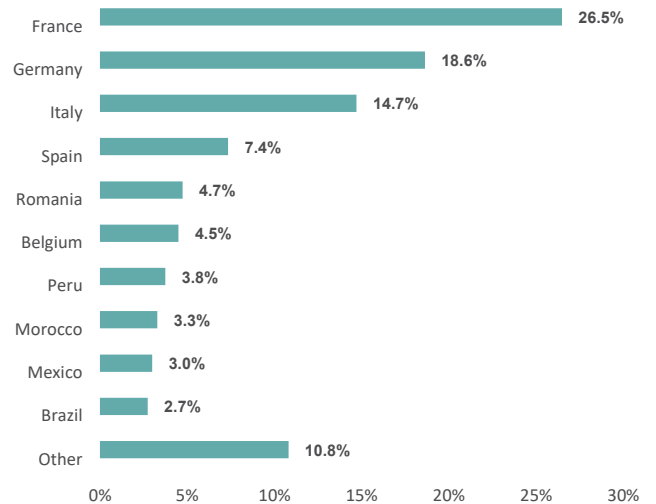
Asset Allocation (%)

Excluding derivatives



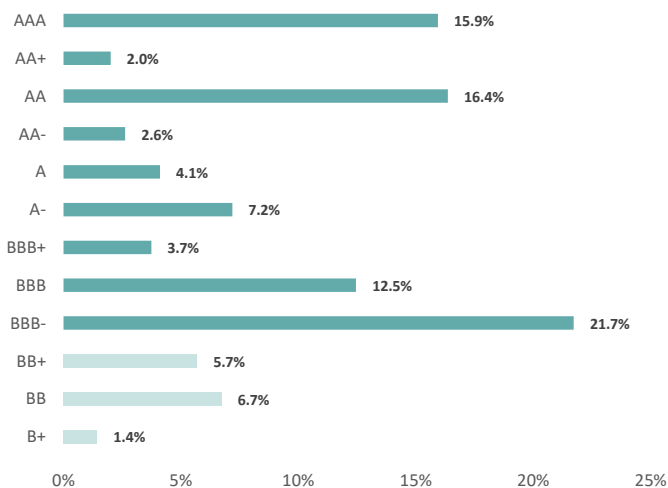
Geographic breakdown

Excluding derivatives



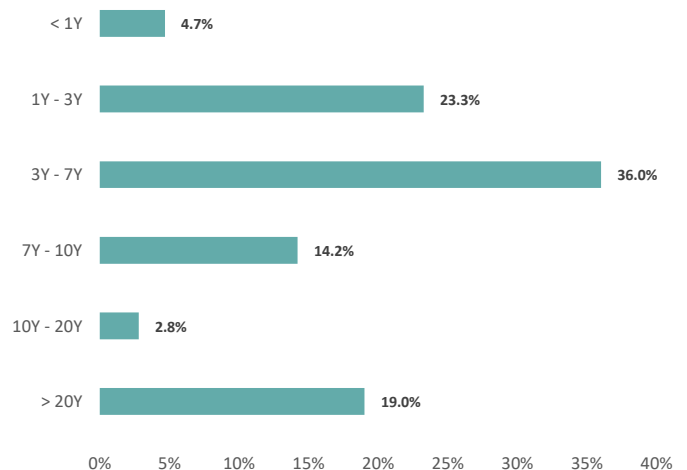
Breakdown by rating

Excluding derivatives



Breakdown by maturity

Excluding derivatives



Top contributors

Company	Absolute Contribution
CBT US 5YR NOTE (CBT) Sep25	5 bps
Brazil (Rep Of) 10% 01/01/2027	2 bps
Romanian Government Internation 5.875%	2 bps

Top detractors

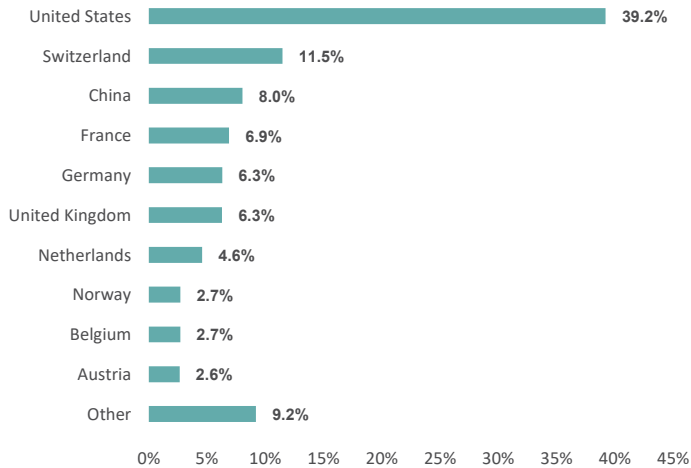
Company	Absolute Contribution
CDS GOS 5% 20/06/30	-1 bps
Bundesrepublik Deutschland Bunde 0.25%	-1 bps
Elior Group SA 5.625% 15/03/2030	0 bps

Portfolio analysis : equity pocket

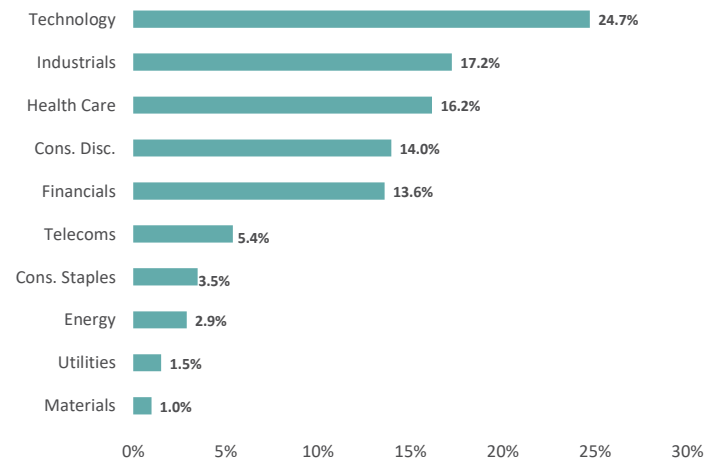
Main features

Issuer number	56	Beta	0.95
Number of currencies	6		

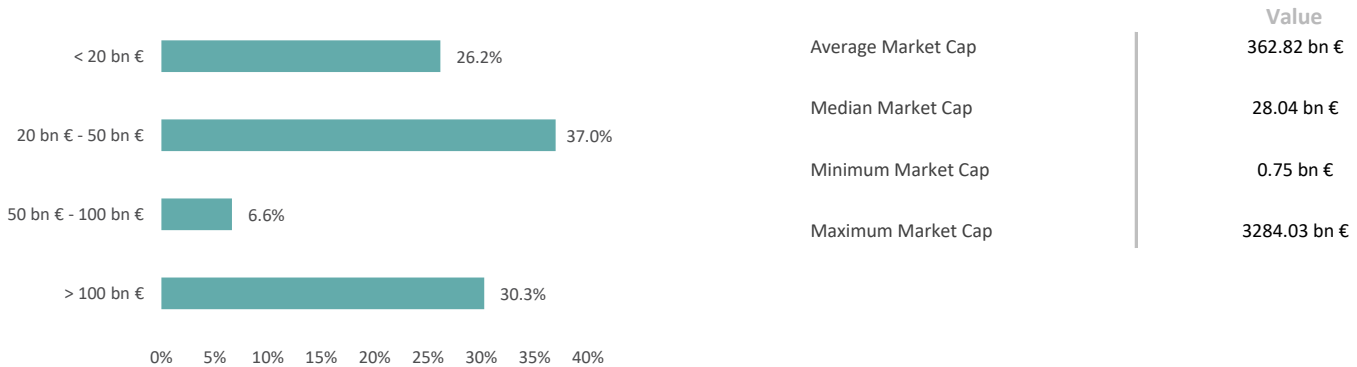
Geographic breakdown



Sector breakdown



Market capitalisation



	Value
Average Market Cap	362.82 bn €
Median Market Cap	28.04 bn €
Minimum Market Cap	0.75 bn €
Maximum Market Cap	3284.03 bn €

Top 3 contributors

Company	Absolute Contribution
MSELTECH Index CFD	75 bps
FLUTTER ENTERTAINMENT PLC	39 bps
GALDERMA GROUP AG	35 bps

Top 3 detractors

Company	Absolute Contribution
MSELENRG Index CFD	-43 bps
JPELCRED Index CFD	-36 bps
PONY AI INC A USD.0005 ADR (v1Ord)	-35 bps

Legal disclaimer

This document is distributed for information purposes only and is primarily intended for subscribers of the UCI(s) presented. This is by no means a marketing document, and can not be equated with a recommendation or investment advice. This document may not be copied, distributed or communicated, directly or indirectly, to another person without the express consent of Eleva Capital. The sources used to carry out this reporting are considered reliable, however Eleva Capital declines all responsibility for any omission, error or inaccuracy. Eleva Capital accepts no responsibility for any direct or indirect losses caused by the use of the information provided in this document. The information presented in this document is simplified, for more information please refer to the KID and the prospectus of the relevant UCI available on our website (www.elevacapital.com). The figures quoted relate to past years and past performance is not a reliable indicator of future performance. The I share classes are not registered for marketing in Belgium and are offered under the private placement regime. The representative and paying agent in Switzerland is Société Générale, Paris, Zurich branch, Talacker 50, PO Box 5070, 8021 Zurich, Switzerland. The prospectus, the Key Information Document, the articles, and the annual and semi-annual reports are available free of charge from the representative in Switzerland.