


# **ELEVA SRI European Selection**

**ESG Annual Report 2024**

**Response to Article 29 of the French Energy-Climate Law  
and SFDR Regulation**



**As of 31 December 2024**

## Foreword

This report has been prepared in response to Article 29 of the French Energy-Climate Law and to the Sustainable Finance Disclosure Regulation (SFDR). It covers **ELEVA SRI European Selection** as a fund classified under SFDR Article 8 throughout 2024.

An ESG Annual Report 2024 is available at the ELEVA Capital level and for each open-end fund having assets under management above € 500m and the ones below this threshold but categorised in 2024 under SFDR Article 8 or 9. These documents complement ELEVA Capital's ESG Policy which details our ESG approach, our proprietary methodologies, and the resources we deploy on responsible investment.

These documents available on our [website](#).

ELEVA Capital is committed to a continuous improvement of its approach and reporting. Stakeholders' feedback and dialogue will always be welcomed.

## 2024 in a nutshell

ELEVA ESG analysis for 100% of companies



54% of Sustainable Investments (SFDR 2.17)



Fund launched after the 2024 proxy season



Individual engagement with 47 companies



# Contents

- 1. ELEVA SRI European Selection ..... 4
- 2. Sustainability performances ..... 6
- 3. Voting and engagement ..... 8
  - 3.1 Voting review in 2024 ..... 8
  - 3.2 Engagement review in 2024 ..... 9
- 4. European Taxonomy and exposure to the fossil fuel sector..... 10
  - 4.1 Taxonomy alignment ..... 10
  - 4.2 Fossil fuel sector exposure..... 11
- 5. Strategy to align with the Paris Agreement..... 12
  - 5.1 Climate change consideration ..... 12
  - 5.2 Next steps on ELEVA Capital’s climate strategy ..... 12
- 6. Strategy for alignment with long-term biodiversity goals..... 14
  - 6.1 Biodiversity consideration ..... 14
  - 6.2 Impact & Dependency screening ..... 14
  - 6.3 Next steps on ELEVA Capital’s biodiversity strategy ..... 15
- 7. Approach to take into account ESG criteria in risk management ..... 16
- 8. Statement on Principal Adverse sustainability Impacts indicators (SFDR PAI) ..... 17
- 9. Continuous improvement plan and concordance table with regulation ..... 20



## 1. ELEVA SRI European Selection

In 2024, the **ELEVA SRI European Selection** fund was categorised under SFDR Article 8+ (i.e. committed to a minimum share of sustainable investment within the definition set by the SFDR Article 2.17).

The fund was also internally categorised under the **RESPONSIBLE** segment of the ELEVA fund range. For more information about ELEVA funds' ESG positioning, please refer to the ESG Policy available on ELEVA's [website](#).

The **ELEVA SRI European Selection** fund was officially launched in August 2024 and received the French SRI label V3 in September 2024.

Strategies	Main asset class	Exclusions in as of December 2024 <sup>1</sup>	AuM as of 31/12/2024 in million EUR	Share of total AuM	SFDR Categorisation	AMF Classification	Labels as of December 2024	Link to related fund
RESPONSIBLE								
ELEVA SRI European Selection	-Best in Universe -Best Efforts -Exclusions	European equities	'SRI V3' exclusions <sup>2</sup>	51	0.4%	Article 8+	Category 1	French SRI Label (v3)
<a href="https://www.levacapital.com/lu/funds/ele-eva-sri-european-selection">https://www.levacapital.com/lu/funds/ele-eva-sri-european-selection</a>								

(1) More details on our exclusion policy (e.g. sectors, thresholds) are available in our ESG Policy and in the Coal Policy, both available on the ELEVA [website](#).

(2) **'SRI V3' exclusions:** Violation of the UN Global Compact, UN GPs, ILO convention and OECD guidelines for multinational enterprises violations, extremely severe controversies, FATF Blacklist for sovereign investments (if any), controversial weapons, nuclear weapons, tobacco, palm oil, thermal coal, Oil & Gas (developers; unconventional production), and carbon-intensive power generation.

### ESG in the investment process:

Exclusions	RESPONSIBLE
	ELEVA European SRI Selection
	'ALL ELEVA' exclusions: Normative exclusions including UNGC violations, etc.   Extreme controversies   FATF Blacklist   Controversial weapons   Nuclear weapons   Tobacco   Palm oil   Coal <sup>1</sup>
ESG Analysis	ELEVA 'SRI V3' exclusions: Oil & Gas (developers; unconventional production), and Carbon-intensive power generation
	>90% of portfolio ESG-scored with ELEVA methodology
	Min 40/100 ESG score + average ESG score of the fund > average score of the 70% best companies of the universe
Binding ESG KPI	Carbon footprint and % UNGC
Sustainable Investments	Min. 20% of sustainable investments
	including 5% E and 5% S
Vote & Engagement	Vote at 100% AGM for equity holdings
	Systematic ESG engagement post-ELEVA analysis

Source: ELEVA Capital, as of 31 December 2024



## – Exclusions

As of December 2024, the fund applied the following set of exclusions to its initial investment universe:

RESPONSIBLE	
ELEVA European SRI Selection	
'ALL ELEVA' exclusions	<ul style="list-style-type: none"> <li>• Normative exclusions (UNGC, ILO, UNGP, OECD)</li> <li>• Extreme controversies (MSCI 'Red flag')</li> <li>• FATF Blacklist for sovereign investments</li> <li>• Unconventional / Controversial weapons (&gt;0% revenue)</li> <li>• Nuclear weapons (&gt;5% revenue)</li> <li>• Tobacco (&gt;5% revenue)</li> <li>• Palm oil (&gt;5% revenue)</li> <li>• Thermal coal<sup>1</sup> (developers; production &gt;10Mt or 5% revenue; power generation &gt;5GW or 10% of revenue)</li> </ul>
ELEVA 'SRI V3' exclusions	<ul style="list-style-type: none"> <li>• Oil &amp; Gas (developers; &gt;5% production unconventional)</li> <li>• Carbon-intensive power generation (&gt;291gCO<sub>2</sub>/kWh in 2025)</li> </ul>

Source: ELEVA Capital, as of 31 December 2024 more information in the ESG Policy, available on our [website](#).

## – Positive ESG Screening

- The fund integrates binding ESG criteria in its investment management process. The main non-financial objective of **ELEVA SRI European Selection** is to invest in companies with good ESG practices (i.e. best in universe) or companies that are on an improving path regarding ESG practices (i.e. best efforts) while excluding companies that would not have a minimum absolute ESG score (40/100).
- The ESG score will be available for at least 90% (in weight) of the invested pocket (i.e. excluding cash). The 10% tolerance (companies/assets with no ESG score done internally) will be mainly but not exclusively used for, among others, IPOs. In practice, each firm considered for investment in the fund is analysed based on ESG criteria.
- The methodology used for ESG selectivity is the following: the weighted average ESG score of the fund has to be significantly higher (i.e. better) than the average ESG score of its initial investment universe. This implies that the weighted average ESG score of the fund may in no case be lower than the average ESG score of the initial investment universe after elimination of the 30% worst companies in market capitalisation weight.
- The fund must also show a better performance than its initial investment universe (in market capitalisation weight) on the following two Principal Adverse sustainability Indicators (PAI):
  - **carbon footprint** (in tons of CO<sub>2</sub> equivalent/million euros invested, covering Scope 1+2+3); and
  - exposure to companies without processes and compliance mechanisms to monitor compliance with **UN Global Compact principles and OECD Guidelines for Multinational Enterprises** (sum of the weights).

## – Sustainable investments

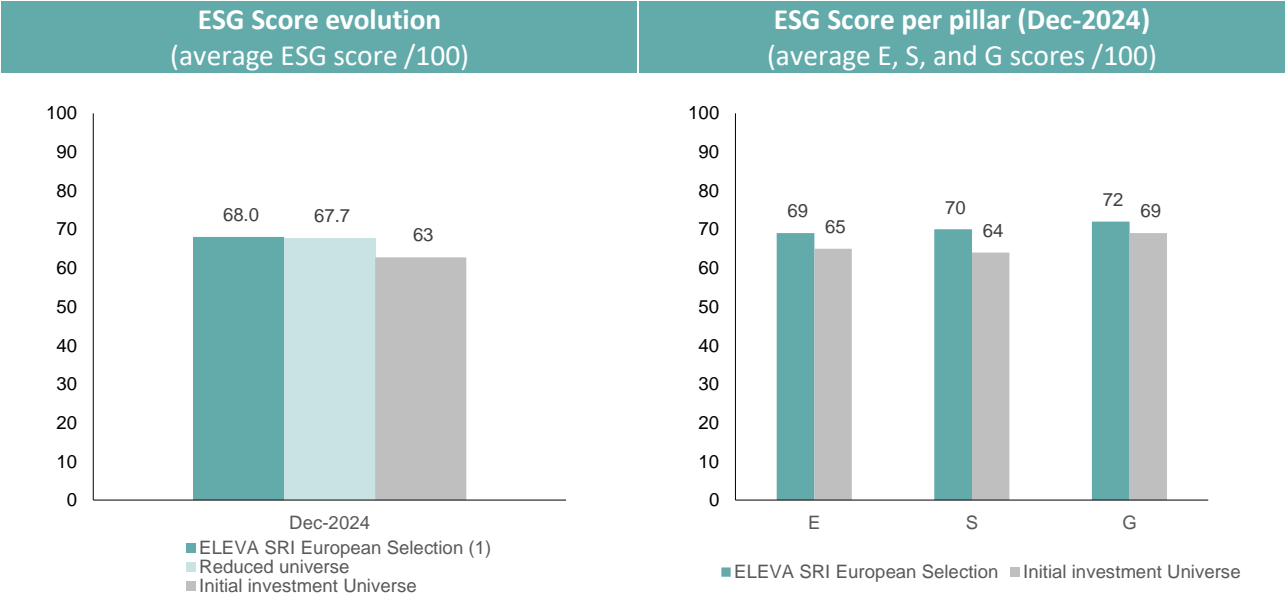
- As of 2024, the **ELEVA SRI European Selection** fund committed to reaching a minimum 20% of Sustainable Investments as defined internally, in line with the SFDR Article 2.17. The fund also committed to reaching a minimum 5% of environmentally (not necessarily aligned with the EU Taxonomy) and 5% socially Sustainable Investments – the sum of the two always being greater than or equal to 20%.

Transparency is at the heart of our responsible investor approach. For further information on **ELEVA SRI European Selection**, please refer to our ESG Policy and the Prospectus, both available on our [website](#).



## 2. Sustainability performances

As of 31 December 2024, 100% of the invested pocket (i.e. excluding cash) had been analysed and scored through the ELEVA ESG methodology. The average ESG score of the portfolio was 68.0/100 compared to 67.7/100 for the reduced investment universe. The average sub-scores on the E, S and G pillars are also higher compared to the initial investment universe:



Source: ELEVA Capital based on proprietary ESG scores and MSCI data. (1) including controversy penalty

Moreover, the fund must show a better performance than its initial investment universe on the following two ESG key performance indicators:

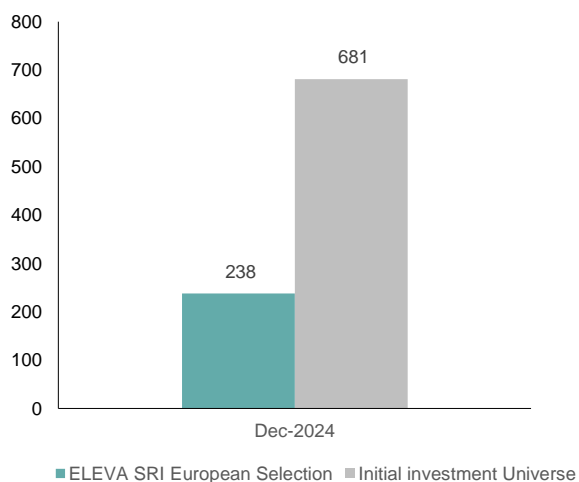
- **carbon footprint** (in tons of CO2 equivalent/million euros invested, covering Scope 1+2+3); and
- exposure to companies without processes and compliance mechanisms to monitor compliance with **UN Global Compact principles and OECD Guidelines for Multinational Enterprises** (sum of the weights).

As of 31 December 2024, the fund’s average carbon footprint was 238 tons of CO2 equivalent / million euros invested which is lower compared to the initial investment universe (681 tons of CO2 equivalent / million euros invested). UN Global Signatories represented 86% of the fund vs. 84% for the initial investment universe.

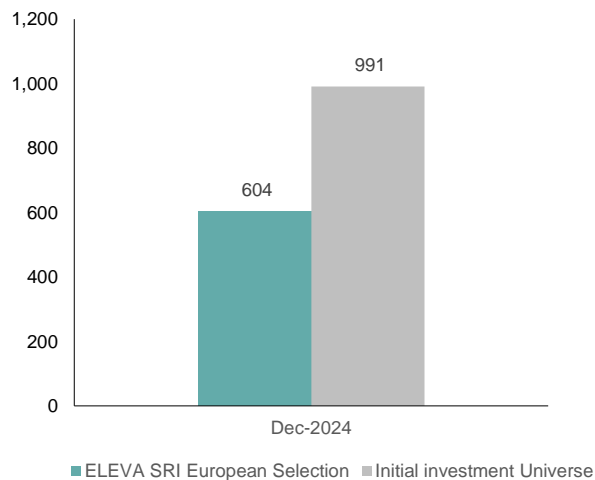
The performance of the **ELEVA SRI European Selection** fund against the ESG key performance indicators is presented below.



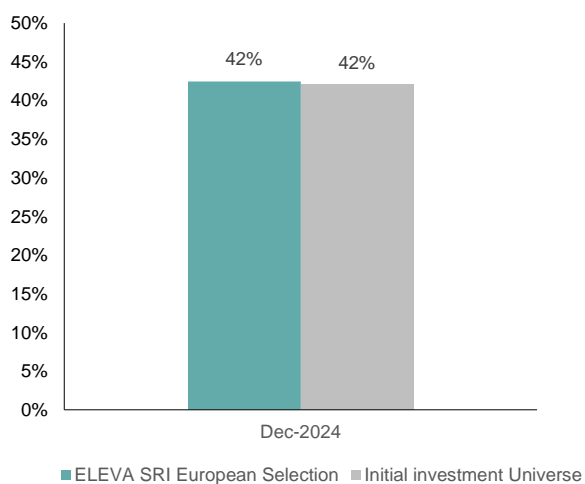
**Carbon footprint (Scope 1+2+3)**  
(tons of CO<sub>2</sub> equivalent per million € invested)



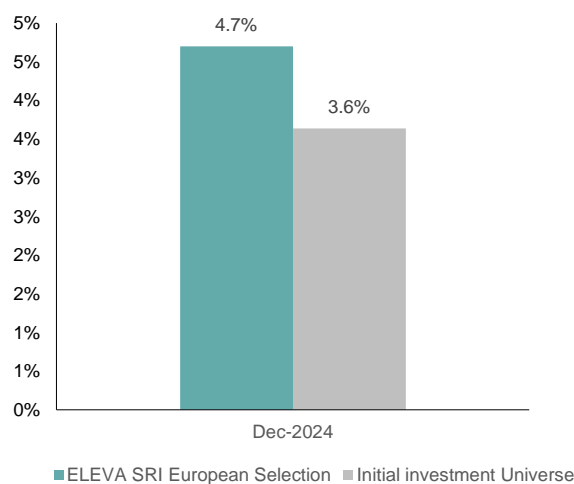
**Carbon intensity (Scope 1+2+3)**  
(in tons of CO<sub>2</sub> equivalent per million € of sales)



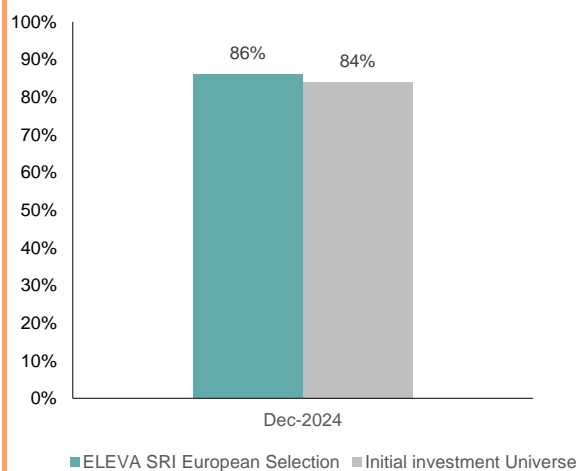
**Board gender diversity**  
(% of women on the board)



**Growth in the number of employees**  
(% of growth)



**Signatories of the UN Global Compact**  
(% of Signatories)



**Legend and sources**

- Binding ESG KPI
- Fund performance
- Reduced investment universe
- Initial investment universe

Source: ELEVA Capital based on MSCI data

### 3. Voting and engagement

#### 3.1 Voting review in 2024

When responsible for proxy voting, ELEVA Capital systematically exercises its voting rights at the shareholder meetings of every equity holding.

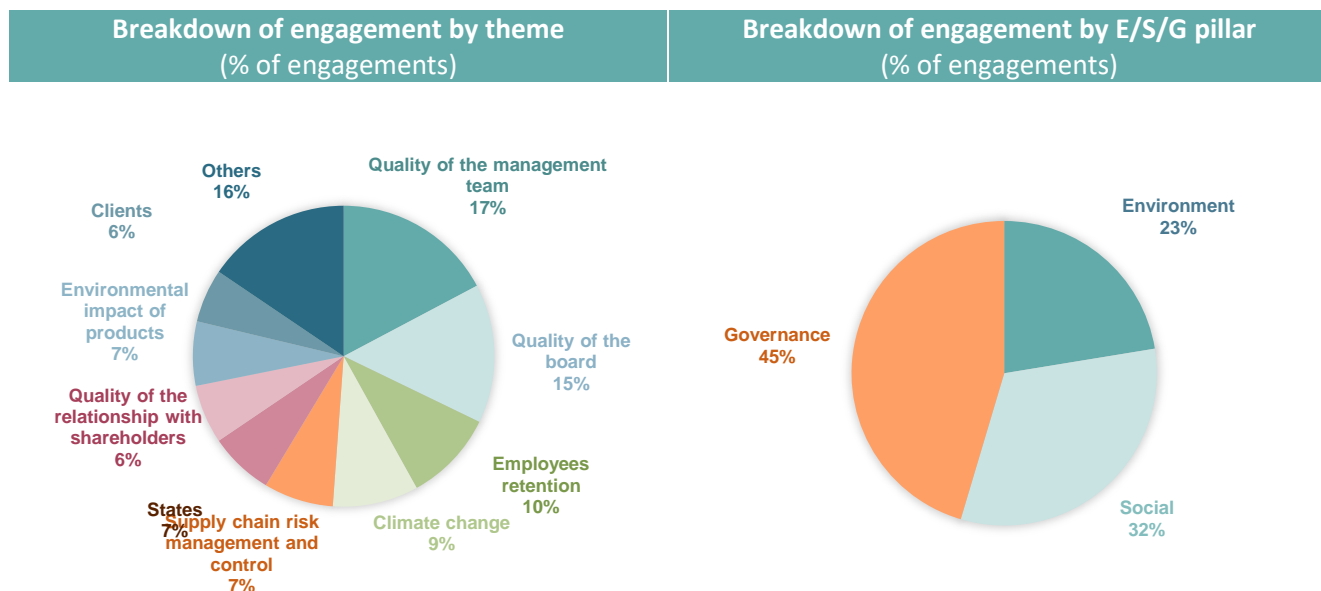
The **ELEVA SRI European Selection** fund has not participated in any Annual General Meetings in 2024 as there was no meeting held – the fund was launched after the end of the 2024 proxy season.





### 3.2 Engagement review in 2024

Over the course of the year, **ELEVA SRI European Selection** engaged with a total of **47 companies** held in portfolio and shared with them **174 areas of improvement**. The main topics of engagement are shown below in the pie charts.



Source: ELEVA Capital based on proprietary data

Based on the fund inventory as of 31 December 2024, **ELEVA SRI European Selection** engaged with 49 companies representing 96% of the total number of companies held in portfolio. The remaining 4% have been engaged in 2025.

We monitor companies' progress to assess the degree of achievement over time. Full updates of the ESG analysis, which takes place about every two years when we are still invested in the company, help verify whether the engagement has borne fruit.

We track which topics have been 'achieved', 'partially achieved' or 'not achieved'. This sets the basis for re-engaging with the company. The re-engagement could be a reiteration of formerly discussed topics or, if past topics were 'achieved' or have become less relevant, they can be replaced by new engagement topics.

In 2024, we assessed the achievement of the post-ESG analysis engagement topics sent previously for 19 companies, representing a total of 56 engagement areas. Results are presented in the following chart.

- 17.9% have been achieved;
- 41.1% partially achieved; and
- 41.1% not achieved.



## 4. European Taxonomy and exposure to the fossil fuel sector

### 4.1 Taxonomy alignment

#### Taxonomy-aligned sustainable investments:

**ELEVA SRI European Selection** has not committed to a minimum share of sustainable investments with an environmental objective aligned with the EU Taxonomy, but we voluntarily disclose the *ex-post* weighted average taxonomy alignment of the fund as of 31 December 2024:

Taxonomy indicator		ELEVA SRI European Selection		Initial investment universe
		% excluding sovereign investments	Equivalent amount in million EUR	
Revenue	Eligibility	32.8%	17	18.3%
	Alignment	6.6%	3	5.2%
Capital Expenditures	Eligibility	35.6%	18	23.3%
	Alignment	10.8%	6	7.7%
Operational Expenditures	Eligibility	23.1%	12	15.3%
	Alignment	8.6%	4	5.6%

Source: ELEVA Capital based on MSCI data

Most Taxonomy aligned investments presented in the table above had a positive contribution to climate change mitigation and climate change adaptation, and to a lesser extent to the four other environmental objectives. They are only based on reported company data. More statistics are presented in the fund's SFDR periodic reporting annexed to the 2024 Annual Report.

For more details on taxonomy definition, please refer to the ESG Annual Report 2024 of ELEVA Capital available on our [website](#).

#### Other environmentally and socially sustainable investments:

As of 2024 and beyond the Taxonomy, **ELEVA SRI European Selection** committed to a minimum share of 20% of sustainable investments as defined internally, in line with the SFDR Article 2.17. The fund also committed to reaching a minimum 5% of environmentally (not necessarily aligned with the EU Taxonomy) and 5% socially Sustainable Investments – the sum of the two always being greater than or equal to 20%.

As of 31 December 2024, **ELEVA SRI European Selection** had a proportion of sustainable investments of 54% measured *ex-post* of which 19% with an environmental objective (not necessarily aligned with the EU taxonomy) and 35% with a social objective.

More information on ELEVA Capital's definition of Sustainable investments in accordance with Article 2.17 of the SFDR regulation is presented in the ESG Policy, available on our [website](#).



## 4.2 Fossil fuel sector exposure

In parallel to its Taxonomy alignment, we assessed the exposure of the **ELEVA SRI European Selection** fund to the fossil fuel sector as of 31 December 2024. We assessed our portfolio exposure to companies with activities including extraction, processing, storage, and transportation of petroleum products, natural gas, and thermal coal. As a baseline for comparison, we calculated the same metric for the initial investment universe. Two different calculations have been performed to assess exposure to fossil fuels:

- **Portfolio exposure to fossil fuel-related activities (weighted average):** The assessment is made at the economic activity level for each investee company. This means only revenues linked to fossil fuel-related activities are accounted for. This calculation is similar to the one performed for the Taxonomy alignment.

	Exposure to fossil fuel-related activities		Coverage rate
	% of total weight	Equivalent amount in million EUR	
ELEVA SRI European Selection	1.1%	1	100.0%
Initial investment universe	4.3%		99.3%

Source: ELEVA Capital based on MSCI data derived from publicly available information

- **Portfolio exposure to the fossil fuel sector (binary):** The assessment is done at the company level. We sum up the weightings of all companies involved in the fossil fuel sector. This calculation corresponds to the methodology of the fourth Principal Adverse sustainability Indicator 'Exposure to companies active in the fossil fuel sector' (PAI 4) but as of 31 December 2024:

	Exposure to the fossil fuel sector		Coverage rate
	% of total weight	Equivalent amount in million EUR	
ELEVA SRI European Selection	5.8%	3	98.6%
Initial investment universe	6.9%		98.8%

Source: ELEVA Capital based on MSCI data derived from publicly available information

Using this binary calculation methodology, the investments made by **ELEVA SRI European Selection** in fossil fuel companies present a high Taxonomy alignment, especially in terms of Capital Expenditures, illustrating that companies exposed to fossil fuels are transitioning.

Taxonomy indicator		Investments made by ELEVA SRI European Selection in fossil fuel companies	Initial investment universe (Fossil fuel companies)
Taxonomy alignment	Revenue	48.4%	10.8%
	Capital Expenditures	82.3%	25.4%
	Operational Expenditures	70.3%	18.4%

Source: ELEVA Capital based on MSCI data derived from publicly available information



## 5. Strategy to align with the Paris Agreement

### 5.1 Climate change consideration

Our commitment to fighting climate change and managing climate risks of our investments influence the investment process of our funds, from the definition of the investment universe and stock selection to portfolio construction. Climate change consideration is embedded in all the steps of our ESG approach and notably for **ELEVA SRI European Selection**.

All details of our current practices related to climate change are disclosed in the ESG Annual Report 2024 of ELEVA Capital available on our [website](#).

### 5.2 Next steps on ELEVA Capital’s climate strategy

Our commitment to contribute to a low-carbon economy is a long-term endeavour. In recent years, we have laid a solid foundation on which we will continue to build.

#### Implied Temperature Rise (ITR):

As a starting point to build a comprehensive climate strategy with a clear alignment with the Paris Agreement and time-bound objectives, ELEVA Capital subscribed to a dedicated MSCI dataset in 2022 to measure the implied temperature rise of its portfolios. This tool helps us to appraise the actual baseline and to start working on our roadmap to align our portfolios with the temperature objectives of the Paris Agreement.

**ELEVA SRI European Selection’s Implied Temperature Rise (ITR)** as of 31 December 2024 is presented below.

	Implied temperature rise (ITR)	Coverage rate
	2024	2024
ELEVA SRI European Selection	1.62	98.6%
Initial investment universe	2.27	98.8%

Source: ELEVA Capital based on MSCI [methodology](#) and data

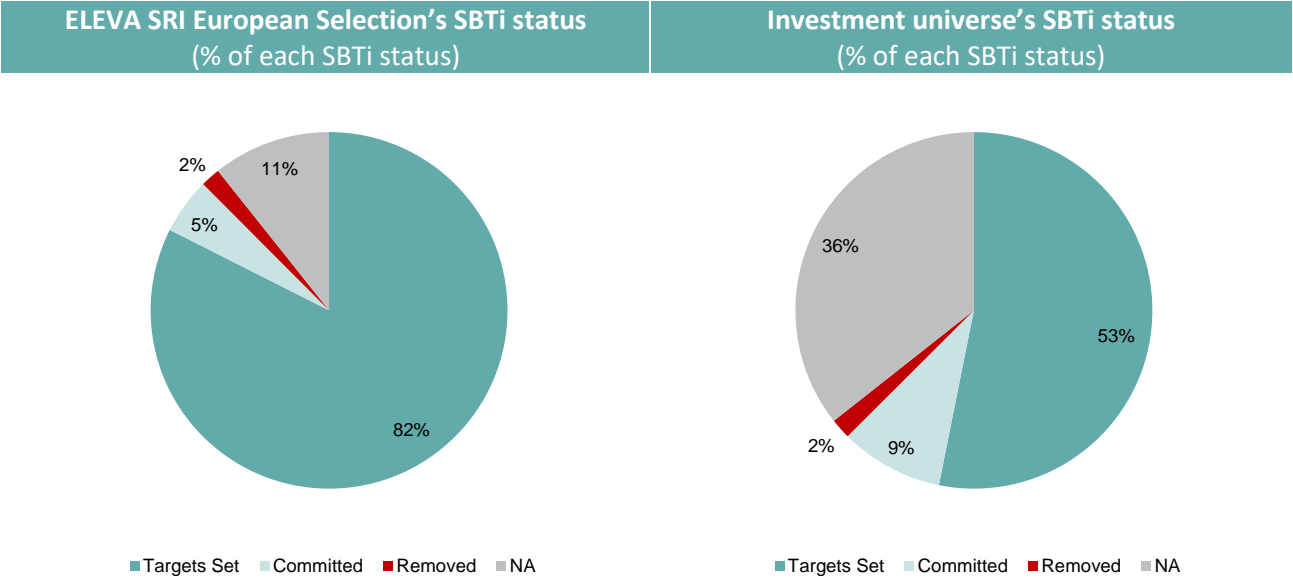
This ITR metric gives a picture of the fund’s positioning on the way towards the alignment with the Paris Agreement to limit global warming to well below 2°C. However, due to the methodological biases of the MSCI methodology combined with the high variability of carbon data, setting temperature targets in the medium term proves difficult.



Science-Based Target initiative (SBTi):

An alternative metric is the share of investments in companies with SBTi-validated climate targets or which are committed to an SBTi validation. The Science Based Targets initiative (SBTi) has become a reference in frameworks and tools for companies to set science-based net-zero targets and this metric has the advantage of simplicity.

As of 31 December 2024, 82% of the investments made by **ELEVA SRI European Selection** were in companies with a climate target validated by the SBTi and 5% in companies committed to an SBTi validation, compared to 53% and 9% respectively for the initial investment universe.



Source: ELEVA Capital based on SBTi data, in weight. Near-Term, Long-Term and Net-Zero validations are considered.

Setting a binding climate target:

We studied the implications of setting a binding climate target with a triple objective: (1) meet the regulatory requirements, and (2) respond to our client’s expectations, while (3) adopting a fundamental and unbiased methodology.

We notably contemplated introducing a climate objective based on this Science-Based Target initiative methodology.

Following our investigations and many discussions with data providers, brokers, corporates, and experts, we concluded that the currently available methodologies do not allow us to satisfy this triple objective and that **we will continue to explore the best solutions before setting binding objectives for our portfolios.**



## 6. Strategy for alignment with long-term biodiversity goals

### 6.1 Biodiversity consideration

In the continuity of our climate strategy, ELEVA Capital is committed to addressing biodiversity loss and managing the related natural capital risks of our investments. We have taken the first steps and hope that science-based initiatives such as the Taskforce on Nature-related Financial Disclosures (TNFD) or the Science Based Targets for Nature (SBTN) will drive market developments and that more mature methodologies will emerge.

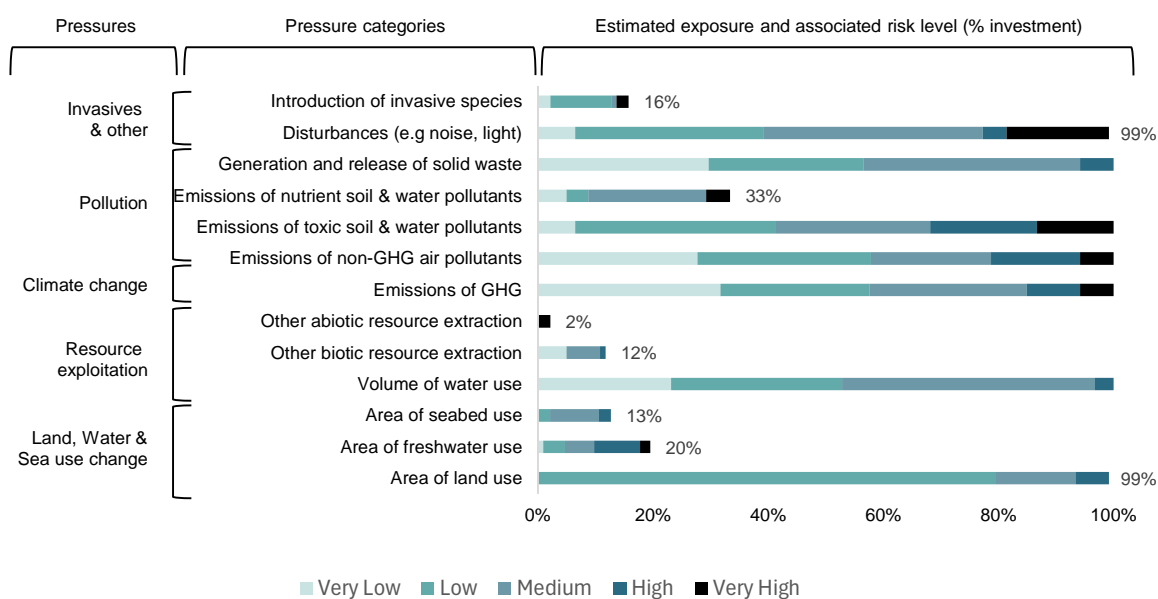
Biodiversity consideration is embedded in all the steps of our ESG approach and notably for **ELEVA SRI European Selection**. All details of our current practices related to biodiversity are disclosed in the ESG Annual Report of ELEVA Capital available on our [website](#).

For more information on how the Principal Adverse sustainability Impact (SFDR PAI) can be used to monitor biodiversity impacts and risks, as well as our view on aggregated footprinting tools – notably the MSA (Mean Species Abundance) and PDF (Potentially Disappeared Fraction of species) methodologies – please refer to the ESG Annual Report 2024 of ELEVA Capital available on our [website](#).

### 6.2 Impact & Dependency screening

In line with the LEAP (Locate, Evaluate, Assess and Prepare) approach developed by the Taskforce on Nature-related Financial Disclosures (TNFD), we started to Locate and Evaluate the material nature-related impacts and dependencies of the investments made by ELEVA Capital. Given the lack of a widely accepted standard, we adopted a humble approach based on the ENCORE mapping on which we will continue to build.

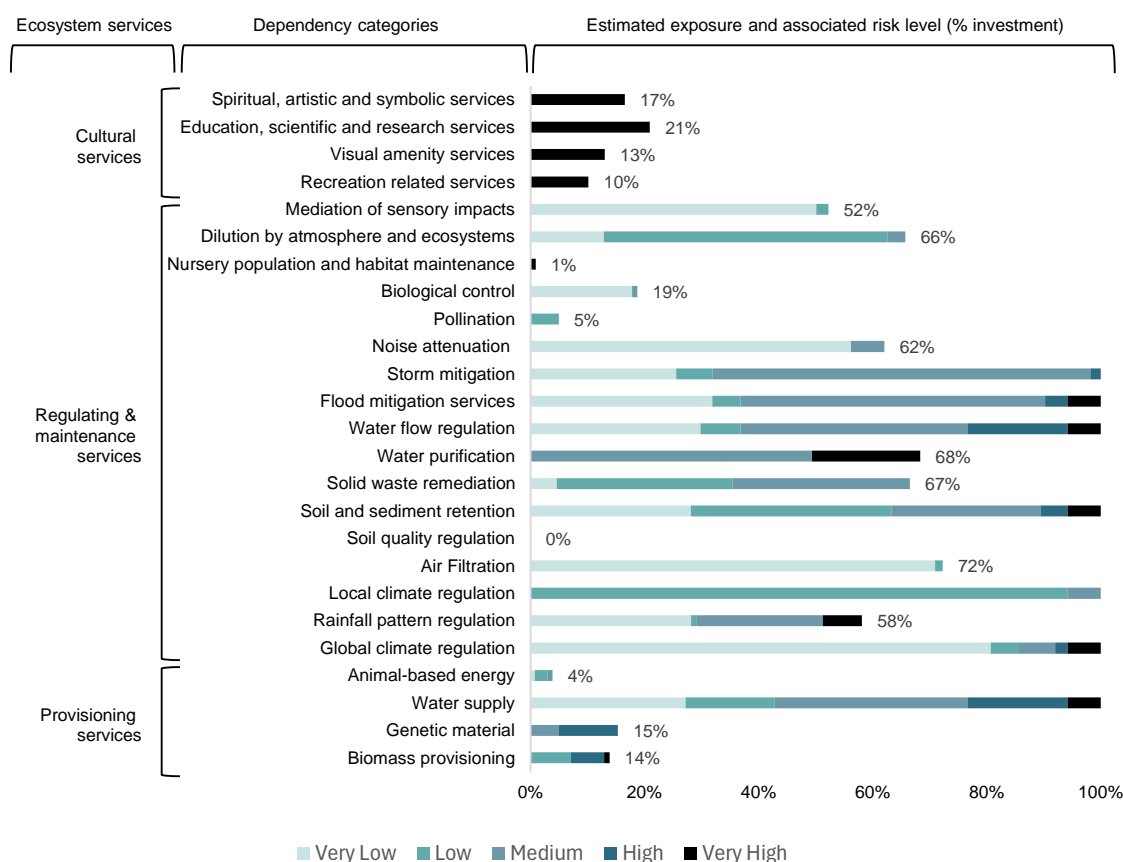
- **Biodiversity pressures:** As of 31 December 2024, 48% of the investments made by **ELEVA SRI European Selection** were invested in sub-industries that have very high or high potential impact on at least one of the drivers of nature loss.



Source: ELEVA Capital based on [ENCORE](#) data, 100% of eligible investments covered



- **Ecosystem dependencies:** As of 31 December 2024, 44% of the investments made by **ELEVA SRI European Selection** were invested in sub-industries that have very high or high potential dependency on at least one ecosystem service.



Source: ELEVA Capital based on [ENCORE](#) data, 100% of eligible investments covered

## 6.3 Next steps on ELEVA Capital's biodiversity strategy

Biodiversity remains a nascent topic for companies and investors alike. As mentioned above, the current methodologies are not fully satisfactory and relevant data is still scarce.

We contemplated introducing a biodiversity objective based on an aggregated impact indicator. We studied the implications of setting a binding biodiversity target with a triple objective: (1) meet the regulatory requirements, and (2) respond to our client's expectations, while (3) adopting a fundamental and unbiased methodology. Following our investigations and many discussions with data providers, brokers, corporates, and experts, we concluded that the currently available methodologies do not allow us to satisfy this triple objective and that we will continue to explore the best solutions before setting binding objectives for our portfolios.

It is perhaps too early to expect a quantitative indicator that reflects the real impact of localised corporate assets and the multidimensionality of biodiversity, but we do not believe it should be used as an excuse for inaction. ELEVA Capital will continue to monitor market developments and recommendations from the biodiversity experts (e.g. TNFD, IPBES, SBTN, Finance for Biodiversity Foundation) and will contemplate setting a quantitative biodiversity target at the next reporting iterations. We will also embed biodiversity and nature considerations across the investment process in a more systematic way.



## 7. Approach to take into account ESG criteria in risk management

**ELEVA SRI European Selection** follows ELEVA Capital's approach on ESG risks management.

Consequently, sustainability risks in our investments are identified, monitored and managed through scoring our companies on ESG criteria. Our ESG score reflects the sustainability risks a company is exposed to and how well managed they are.

More information is given in the ESG Annual Report of ELEVA Capital available on our [website](#).





## 8. Statement on Principal Adverse sustainability Impacts indicators (SFDR PAI)

*This section is published using the tools and information available at the time of writing of this report. Metrics are calculated according to PAI SFDR Methodology at portfolio level. Reweighting has not been applied when data is missing, so we disclose simultaneously the coverage rate of each indicator. For indicators with a coverage rate below 50%, we decided to not publish the metric. The data used is from MSCI.*

**Financial market participant:** ELEVA SRI European Selection - **Legal entity identifier:** 2138001N3AUIJEQ98G42

### Summary

ELEVA SRI European Selection considers the principal adverse impacts of its investment decisions on sustainability factors within the meaning of Article 7 of the SFDR regulation. The present statement is the consolidated statement on principal adverse impacts on sustainability factors which was included in the 2024 SFDR periodic reporting of ELEVA SRI European Selection. This statement covers the reference period from 1 August to 31 December 2024.

Indicators applicable to investments in investee companies						
Adverse sustainability indicator		Metric	Impact 2024	Impact 2023	Coverage rate and Explanation	Actions taken, and actions planned and targets set for the next reference period
CLIMATE AND OTHER ENVIRONMENT-RELATED INDICATORS						
Greenhouse gas emissions	1. GHG emissions	Scope 1 GHG emissions (tons of CO2 equivalent)	915	NA	2024: 97.6%	This metric is analysed in the planet pillar of our ESG scoring methodology
		Scope 2 GHG emissions (tons of CO2 equivalent)	197	NA	2024: 97.6%	This metric is analysed in the planet pillar of our ESG scoring methodology
		Scope 3 GHG emissions (tons of CO2 equivalent)	5,952	NA	2024: 97.6%	This metric is analysed in the planet pillar of our ESG scoring methodology
		Total GHG emissions (tons of CO2 equivalent)	7,073	NA	2024: 97.6%	This metric is analysed in the planet pillar of our ESG scoring methodology
	2. Carbon footprint	Carbon footprint (tons of CO2 equivalent / EUR million invested)	214	NA	2024: 97.6%	Binding indicator for ELEVA SRI European Selection fund
	3. GHG intensity of investee companies	GHG intensity of investee companies (tons of CO2 equivalent / EUR million of revenue)	613	NA	2024: 99.0%	
	4. Exposure to companies active in the fossil fuel sector	Share of investments in companies active in the fossil fuel sector	6.6%	NA	2024: 99.0%	This metric is analysed in the planet pillar of our ESG scoring methodology



Indicators applicable to investments in investee companies						
Adverse sustainability indicator		Metric	Impact 2024	Impact 2023	Coverage rate and Explanation	Actions taken, and actions planned and targets set for the next reference period
	5. Share of non-renewable energy consumption and production	Share of non-renewable energy consumption and non-renewable energy production of investee companies from non-renewable energy sources compared to renewable energy sources, expressed as a percentage of total energy sources	55.6%	NA	2024: 99.0%	
	6. Energy consumption intensity per high impact climate sector	Energy consumption in GWh per million EUR of revenue of investee companies, per high impact climate sector	NACE Code A: NA NACE Code B: NA NACE Code C: 0.19 NACE Code D: 0.93 NACE Code E: NA NACE Code F: 0.11 NACE Code G: 0.34 NACE Code H: 0.07 NACE Code L: 0.92	NACE Code A: NA NACE Code B: NA NACE Code C: NA NACE Code D: NA NACE Code E: NA NACE Code F: NA NACE Code G: NA NACE Code H: NA NACE Code L: NA	2024: 96.4%	This metric is analysed in the planet pillar of our ESG scoring methodology for all sectors except Financials
Biodiversity	7. Activities negatively affecting biodiversity-sensitive areas	Share of investments in investee companies with sites/operations located in or near to biodiversity-sensitive areas where activities of those investee companies negatively affect those areas	8.9%	NA	2024: 97.6%	
Water	8. Emissions to water	Tonnes of emissions to water generated by investee companies per million EUR invested, expressed as a weighted average	-	NA	2024: 0.7%	As the coverage rate was below 50%, we decided to not publish the metric in 2024.
Waste	9. Hazardous waste and radioactive waste ratio	Tonnes of hazardous waste and radioactive waste generated by investee companies per million EUR invested, expressed as a weighted average	0.16	NA	2024: 62.0%	
INDICATORS FOR SOCIAL AND EMPLOYEE, RESPECT FOR HUMAN RIGHTS, ANTI-CORRUPTION AND ANTI-BRIBERY MATTERS						
Social and employee matters	10. Violations of UN Global Compact principles and Organisation for Economic Cooperation and Development (OECD) Guidelines for Multinational Enterprises	Share of investments in investee companies that have been involved in violations of the UNGC principles or OECD Guidelines for Multinational Enterprises	0.0%	NA	2024: 99.0%	Binding indicator at ELEVA Capital level as it is part of the overall exclusion list



Indicators applicable to investments in investee companies						
Adverse sustainability indicator		Metric	Impact 2024	Impact 2023	Coverage rate and Explanation	Actions taken, and actions planned and targets set for the next reference period
	11. Lack of processes and compliance mechanisms to monitor compliance with UN Global Compact principles and OECD Guidelines for Multinational Enterprises	Share of investments in investee companies without policies to monitor compliance with the UNGC principles or OECD Guidelines for Multinational Enterprises or grievance /complaints handling mechanisms to address violations of the UNGC principles or OECD Guidelines for Multinational Enterprises	14.6%	NA	2024: 99.0%	The share of investments in signatory companies of the UNGC is a binding indicator for ELEVA SRI European Selection fund
	12. Unadjusted gender pay gap	Average unadjusted gender pay gap of investee companies	12.7%	NA	2024: 63.2%	
	13. Board gender diversity	Average ratio of female to male board members in investee companies, expressed as a percentage of all board members	42.6%	NA	2024: 99.0%	This metric is analysed in the Shareholders pillar of our ESG scoring methodology
	14. Exposure to controversial weapons (anti-personnel mines, cluster munitions, chemical weapons and biological weapons)	Share of investments in investee companies involved in the manufacture or selling of controversial weapons	0.0%	NA	2024: 99.0%	Binding indicator at ELEVA Capital level as it is part of the overall exclusion policy

Other indicators for principal adverse impacts on sustainability factors						
Adverse sustainability indicator		Metric	Impact 2024	Impact 2023	Coverage rate and Explanation	Actions taken, and actions planned and targets set for the next reference period
Emissions	4. Investments in companies without carbon emission reduction initiatives	Share of investments in investee companies without carbon emission reduction initiatives aimed at aligning with the Paris Agreement	15.6%	NA	2024: 97.6%	
Social and employee matters	1. Investments in companies without workplace accident prevention policies	Share of investments in investee companies without a workplace accident prevention policy	1.3%	NA	2024: 99.0%	



## 9. Continuous improvement plan and concordance table with regulation

Theme	Article 29 of the Energy-Climate law	SFDR Regulation	Corresponding section of this report	Comments	Improvement Plan	Target date
Adverse impacts		Description of the principal adverse sustainability impacts and indicators	Section 8			
Alignment with Paris Agreement	Quantitative objective until 2030		Section 5.2	No quantitative objective set at this stage due to the lack of viable methodology	Discussion with our data provider and scan other methodologies for carbon emissions monitoring in line with Paris Agreement	2025 at the latest
	Quantitative results		Section 5.2			
	Methodology		Section 5.2			
	Changes in the investment strategy: coal policy		Section 5.1			
Alignment with long-term biodiversity goals	Respect of the objectives of the Convention on Biological Diversity		Section 6	No biodiversity footprint indicator selected at this stage, and no quantitative objective due to the lack of viable methodology	Scan new methodologies and indicators proposed in the market, for instance, by the TNFD and SBTN	2025 at the latest
	Impacts reduction analysis		Section 6			
	Biodiversity footprint indicator		Section 6			
Risk management	Identification, assessment and prioritization process and management of risks		Section 7			
	Climate risks		Section 7			
	Biodiversity loss risks		Section 7			



## Disclaimer

This report has been written in compliance with the Article 29 of the French Energy Climate Law (the decree implementing this Article 29 of the energy-climate law (LEC) of 8 November 2019 was published on 27 May 2021). This report is a regulatory requirement for information purpose only.

This report should not be considered as a marketing material nor an investment advice for ELEVA Capital products.

The information used to write this report has been obtained from a wide range of sources that ELEVA Capital considers to be accurate. The main sources are the annual report of companies mentioned in the report. Proprietary ESG (Environment, Social, Governance) scores are used. They are the latest available, and could be up to two years old, given the fact that these proprietary scores are updated at least every two years. Some ESG key performance indicators are calculated based on MSCI data.

The sources used to carry out this reporting are considered reliable, however ELEVA Capital declines all responsibility for any omission, error or inaccuracy. ELEVA Capital accepts no responsibility for any direct or indirect losses caused by the use of the information provided in this document. The information presented in this document is simplified, for more information please refer to the KIID and the prospectus of the relevant UCITS available on our website ([www.elevacapital.com](http://www.elevacapital.com)). The figures quoted relate to past years and past performance is not a reliable indicator of future performance.

The Fund's management company is ELEVA Capital S.A.S., a French société par actions simplifiée, registered with the Paris Trade and Companies Register under number 829 373 075 having its registered office at 61 rue des Belles Feuilles, 75116 Paris France. ELEVA is a French portfolio management company, duly authorised under number GP 17000015 and regulated by the Autorité des Marchés Financiers (the French supervisory authority).





ELEVA Capital SAS

61, rue des Belles Feuilles 75116 Paris

with registered capital of 670 000€

RCS PARIS 829 373 075 – TVA INTRACOM FR 76 829 373 075

Tel : +33 (0)1 40 69 28 70

Portfolio management company authorised by the Autorité des Marchés Financiers under number GP-17000015