

ELEVA SRI Euroland Selection - Class A2

29/08/2025
Monthly report

Investment objective and approach

- Aiming to achieve superior long-term risk adjusted returns
- Investing primarily in European equities and equity related securities
- Using a macroeconomic overlay to support sector positioning
- Focus on four strategic themes which provide a strong base for investment opportunities
- Incorporating the French SRI label V3 Guidelines: enhanced exclusions, more stringent selectivity, climate transition analysis
- Recommended investment horizon : ≥ 5 years

Key figures

Net Asset Value	112.53 €
Total Fund Assets	112,164,415 €

Risk Indicator

LOWER RISK							HIGHER RISK	
1	2	3	4	5	6	7		

Fund characteristics

Manager : Eric Bendahan
Legal structure : Luxembourg SICAV - UCITS
Fund launch date : 01/08/2024
Share class launch date : 01/08/2024
ISIN Code : LU2778990601
Bloomberg Ticker : ELSA2AC LX
Classification : Eurozone equity
Benchmark : EURO STOXX Index Net Return - SXST Index
Reference currency : EUR
Distribution policy : Accumulation
Valuation frequency : Daily

Administrative information

Custodian : HSBC Continental Europe, Luxembourg
Fund admin : HSBC Continental Europe, Luxembourg
Management company : ELEVA Capital SAS
Subscription / redemption cutoff : 12:00 CET
Subscription / redemption settlement : T+2

Fees

Subscription fees : Up to 2%
Redemption fees : 0%
Management fees : 2%
Performance fees : 15% of the outperformance to the SXST Index with an underperformance compensation mechanism over 5 rolling years

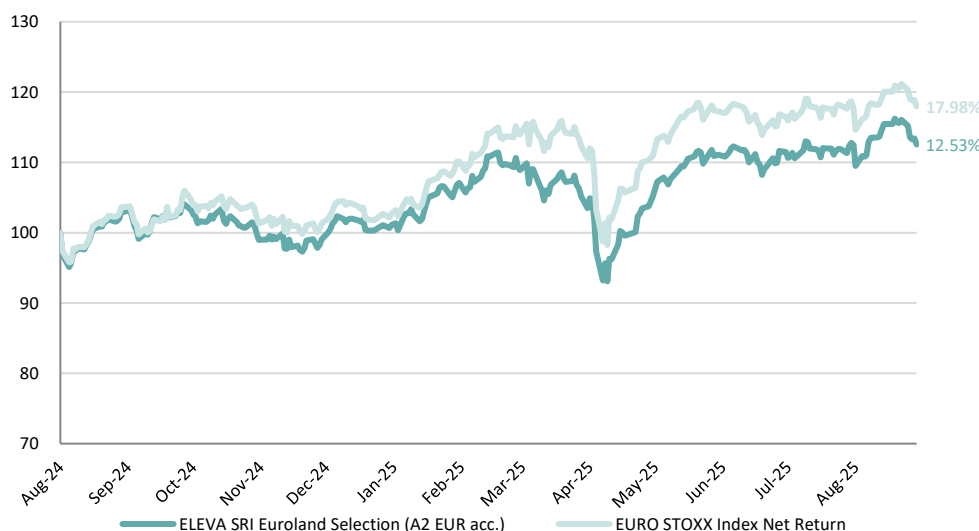
Contact

Axel Plichon, Head of Business Development
 axel.plichon@elevacapital.com

This document should be read in conjunction with the prospectus and relevant KIDs which are available on our website www.elevacapital.com.
 Past performance is no guarantee of future results. The UCITS Fund does not benefit from any guarantee or protection, so the initial invested capital may not be fully repaid.

Performance

Sources: ELEVA Capital



Calendar year performance

	Fund	Index		Fund	Index
2024	1.13%	2.71%	1 month	0.05%	0.31%
2025	11.27%	14.88%	3 months	1.29%	0.66%
			6 months	3.33%	3.54%
			9 months	13.59%	16.41%
			1 year	9.34%	13.86%
			3 years	—	—
			5 years	—	—
			Since inception	12.53%	17.98%

Cumulative performance

Monthly Comment

European markets continued their rebound in August, buoyed by growing expectations of rate cuts in the United States, uncertainty over tariffs reaching a peak, solid second-quarter results, peace negotiations in Ukraine, and resilient economic data. Against this backdrop, ELEVA SRI Euroland Selection is up 0.05% vs an index up 0.31%, an underperformance of 26 basis points.

Sector allocation had a slightly negative impact, mainly due to the underweight in energy and consumer discretionary. Conversely, the overweight in materials had a positive effect. Stock selection, on the other hand, was favorable, particularly in materials, consumer discretionary, and communication services. Conversely, stock selection was negative in the financial sector.

CRH posted excellent results, accompanied by an improvement in its forecasts for 2025. The European and US infrastructure divisions delivered positive surprises in terms of both revenue and margins. The earnings season continued throughout the month. Despite ongoing uncertainty over tariffs, pharmaceutical companies performed well over the period. **Fresenius** delivered an excellent quarter, with a slight increase in its revenue forecast. Growth drivers continue to benefit from strong momentum, with 7% growth supported by biosimilars. **UCB** also posted good results with an increase in its annual forecast. The growth momentum of **Bimzelx** continues to surprise on the upside. In addition, **Prysmian** reported better-than-expected results and raised its full-year forecast. The company also provided reassurance about organic growth in the Power Grid division and margins in the Electrification (I&C) division. Finally, **Prosus** benefited from Tencent's stock market performance.

The announcement of a vote of confidence by the French Prime Minister at the end of August weighed on many French stocks. **Spie**, **Eiffage**, and **AXA** were penalized by the increase in the French risk premium linked to political uncertainty. Despite results in line with expectations and a reiteration of its annual forecast, **SAP** suffered from comments by the company mentioning delays in certain orders. Finally, **UMG** disappointed in terms of cash generation and was impacted by uncertainty regarding its shareholder structure.

Our proprietary European macroeconomic index (ELEVA Capital Index Europe) is improving slightly, while the global one (ELEVA Capital Index Global) is stabilizing. There may be some early signs of economic improvement in China. Patience is needed in Europe for interest rates and stimuli announcements to have an impact on economy activity. In that environment, we believe that corporates will still be able to grow at a moderate pace, but risks are growing with trade wars and US dollar weakness.

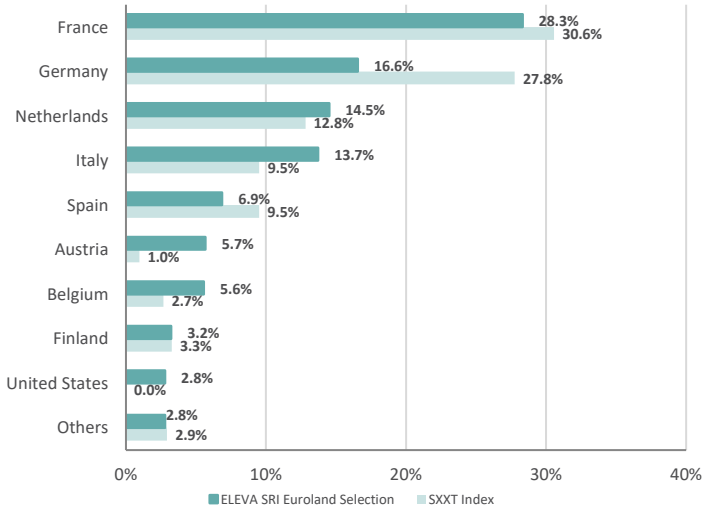
The fund's exposure to value and cyclical stocks is 53.3% and 62.8% respectively.

Since inception, ELEVA SRI Euroland Selection is up 12.53% vs an index up 17.98%, an underperformance of 545 basis points.

Portfolio analysis

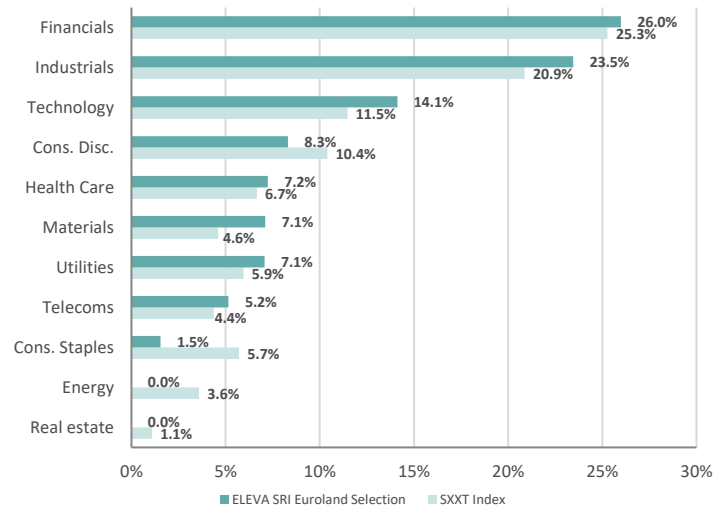
Geographic breakdown

cash excluded



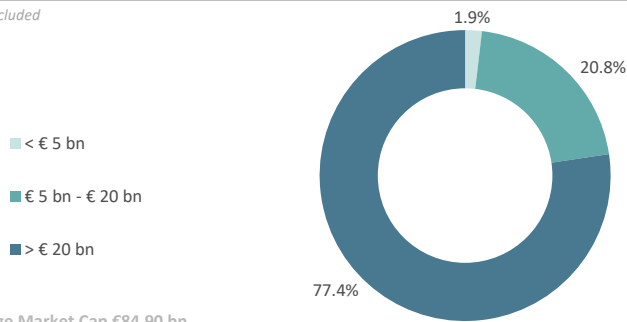
Sector breakdown

cash excluded



Market capitalisation

cash excluded



Average Market Cap €84.90 bn

Risk Indicators

	Fund	Benchmark
Active Weight	64.19%	
Volatility*	15.77%	16.05%
Beta*	0.96	
Tracking Error*	3.75%	
Sharpe ratio*	0.56	0.86
Sortino Ratio*	0.69	1.09
Information Ratio*	-1.34	

* since inception

Top 5 Holdings

Company	Sector	Country	Weight	ESG Score**
SAP SE	Technology	Germany	6.09%	73
Iberdrola SA	Utilities	Spain	4.11%	72
Siemens AG	Industrials	Germany	4.03%	64
UCB SA	Health Care	Belgium	3.81%	70
LVMH Moët Hennessy Louis Vuitton	Cons. Disc.	France	3.64%	73

** ELEVA proprietary score from 0 to 100

Top 3 contributors

Company	Absolute Contribution
CRH PUBLIC LIMITED COMPANY	37 bps
LVMH MOËT HENNESSY LOUIS VUITTON SE	22 bps
SIEMENS AKTIENGESELLSCHAFT	20 bps

Top 3 detractors

Company	Absolute Contribution
SAP SE	-48 bps
AXA SA	-26 bps
SPIE SA	-24 bps

ESG data

Investment process

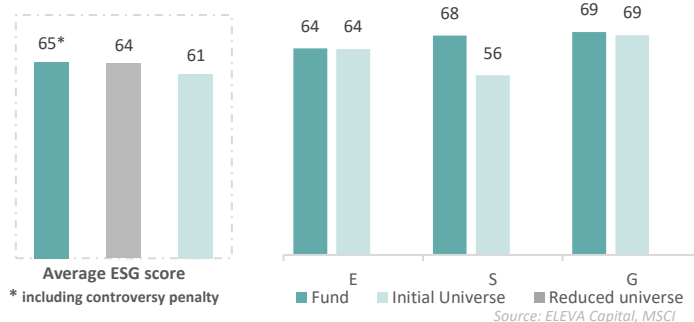
Steps	nb of companies
Initial universe (financial criteria and existence of an ESG score)	775
1. Universe post Exclusions*	767
2. Universe reduced by 30% of issuers with the lowest ESG score**	612
3. Portfolio post fundamental research***	41

* For more information on the exclusions applicable to the fund, please refer to the ESG Policy and the Coal Policy available on the ELEVA website.

** elimination of the 30% worst companies in market capitalisation weighting

*** Fundamental analysis, ESG analysis & valuation.

Average ESG scores



Best 3 ESG ratings

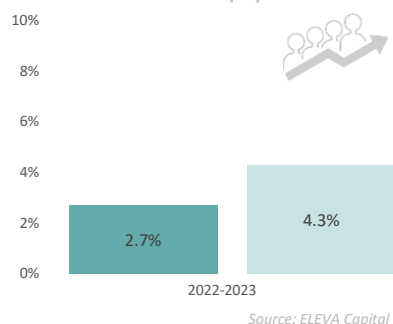
Name	Sector	Country	ESG Score
ASML Holding NV	Technology	Netherlands	83
AXA SA	Financials	France	77
Elia Group SA/NV	Utilities	Belgium	77

Worst 3 ESG ratings

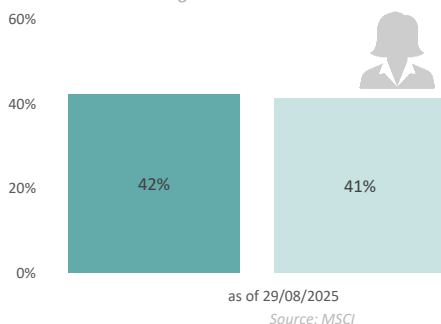
Name	Sector	Country	ESG Score
Ferrari NV	Cons. Disc.	Italy	57
Commerzbank AG	Financials	Germany	58
Societe Generale SA	Financials	France	59

ESG Performances

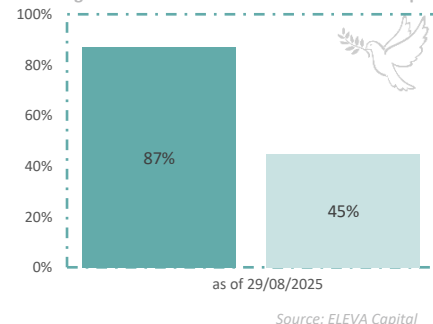
Growth in the number of employees



Percentage of women on the board

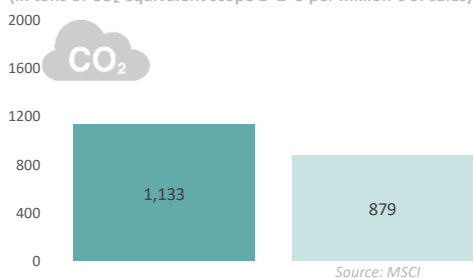


Signatories of the United Nations Global Compact



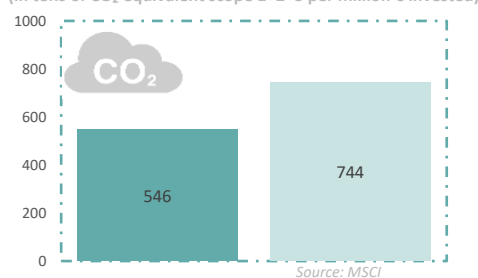
Carbon intensity

(in tons of CO₂ equivalent scope 1+2+3 per million € of sales)

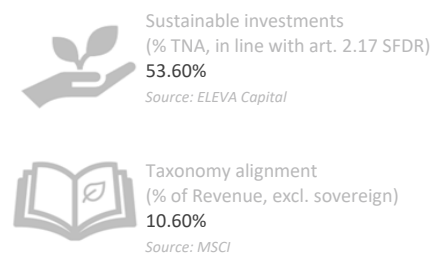


Carbon footprint

(in tons of CO₂ equivalent scope 1+2+3 per million € invested)



Sustainable investments



Binding ESG KPI Fund Initial universe

Coverage rate of ESG indicators

	Growth in the number of employees	% women on the board	% Signatories of the United Nations Global Compact	Carbon intensity	Carbon footprint
Fund	100%	100%	100%	100%	100%
Initial universe	91%	99%	100%	99%	99%

Legal disclaimer

This document is distributed for information purposes only and is primarily intended for subscribers of the UCI(s) presented. This is by no means a marketing document, and can not be equated with a recommendation or investment advice. This document may not be copied, distributed or communicated, directly or indirectly, to another person without the express consent of Eleva Capital. The sources used to carry out this reporting are considered reliable, however Eleva Capital declines all responsibility for any omission, error or inaccuracy. Eleva Capital accepts no responsibility for any direct or indirect losses caused by the use of the information provided in this document. The information presented in this document is simplified, for more information please refer to the Key Information Document and the prospectus of the relevant UCI available on our website (www.elevacapital.com). The figures quoted relate to past years and past performance is not a reliable indicator of future performance. The Euro STOXX Index is the intellectual property (including registered trademarks) of STOXX Limited, Zurich, Switzerland ("STOXX"), Deutsche Börse Group or their licensors, which is used under license. The ELEVA SRI Euroland Selection fund is neither sponsored nor promoted, distributed or in any other manner supported by STOXX, Deutsche Börse Group or their licensors, research partners or data providers and STOXX, Deutsche Börse Group and their licensors, research partners or data providers do not give any warranty, and exclude any liability (whether in negligence or otherwise) with respect thereto generally or specifically in relation to any errors, omissions or interruptions in the Euro STOXX Index or its data. The I share classes are not registered for marketing in Belgium and are offered under the private placement regime. The representative and paying agent in Switzerland is Société Générale, Paris, Zurich branch, Talacker 50, PO Box 5070, 8021 Zurich, Switzerland. The prospectus, the Key Information Document, the articles, and the annual and semi-annual reports are available free of charge from the representative in Switzerland.