

ELEVA Sustainable Thematics

28/11/2025
Monthly report

Investment process

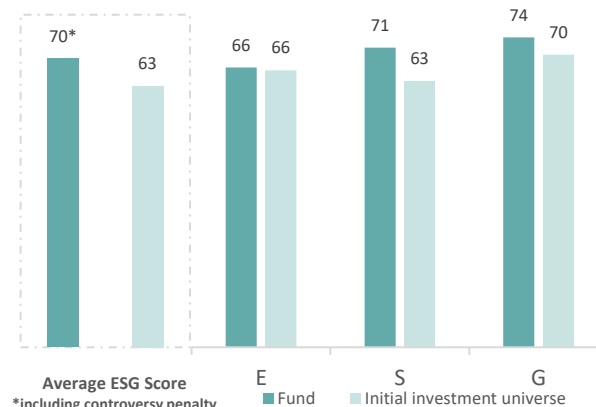
Steps	nb of companies	market cap (€ Bn)
Initial universe	1,227	16,326
1. Universe post Exclusions*	1,068	13,457
2. Universe post ESG selection**	530	9,659
Réduction de l'univers liée aux exclusions et à la sélection ESG	57%	41%
3. Universe post ESG selection***	403	8,083
4. Portfolio post fundamental research****	45	2,878

* For more information on the exclusions applicable to the fund, please refer to the ESG Policy and the Coal Policy available on the ELEVA website

** ESG score $\geq 60/100$ and Governance score $\geq 50/100$

*** Proprietary methodology. SDG contribution $\geq 20\%$ of revenues or credible science-based climate strategy

**** Fundamental analysis, ESG analysis (ELEVA Capital methodology) & valuation



Source: ELEVA Capital, MSCI

Best 3 ESG ratings

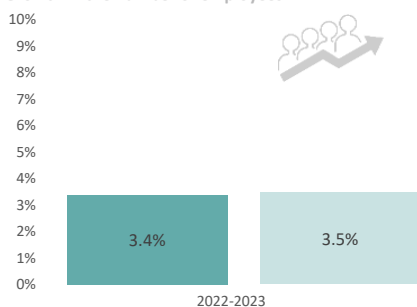
Name	Sector	Country	ESG Score
ASML Holding NV	Technology	Netherlands	83
Schneider Electric SE	Industrials	France	81
Lindab International AB	Industrials	Sweden	79

Worst 3 ESG ratings

Name	Sector	Country	ESG Score
Neinor Homes SA	Cons. Disc.	Spain	60
Sandoz Group AG	Health Care	Switzerland	61
Danone SA	Cons. Staples	France	61

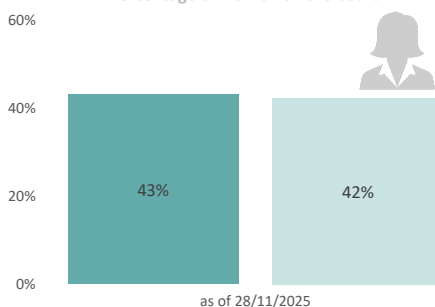
ESG Performances

Growth in the number of employees



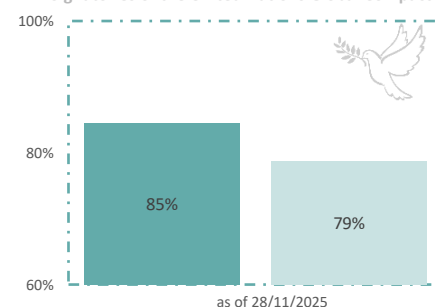
Source: ELEVA Capital

Percentage of women on the board



Source: MSCI

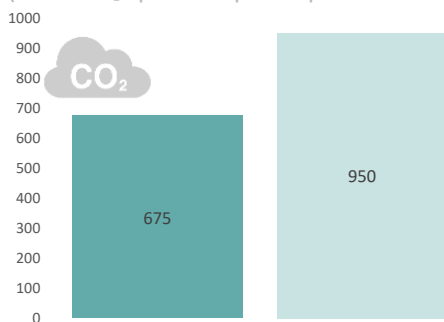
Signatories of the United Nations Global Compact



Source: ELEVA Capital

Carbon intensity

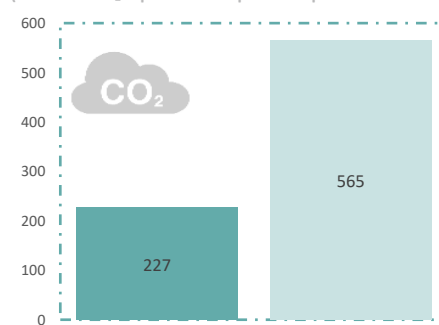
(in tons of CO₂ equivalent scope 1+2+3 per million € of sales)



Source: MSCI

Carbon footprint

(in tons of CO₂ equivalent Scope 1+2+3 per million € invested)



Source: MSCI

Sustainable investments

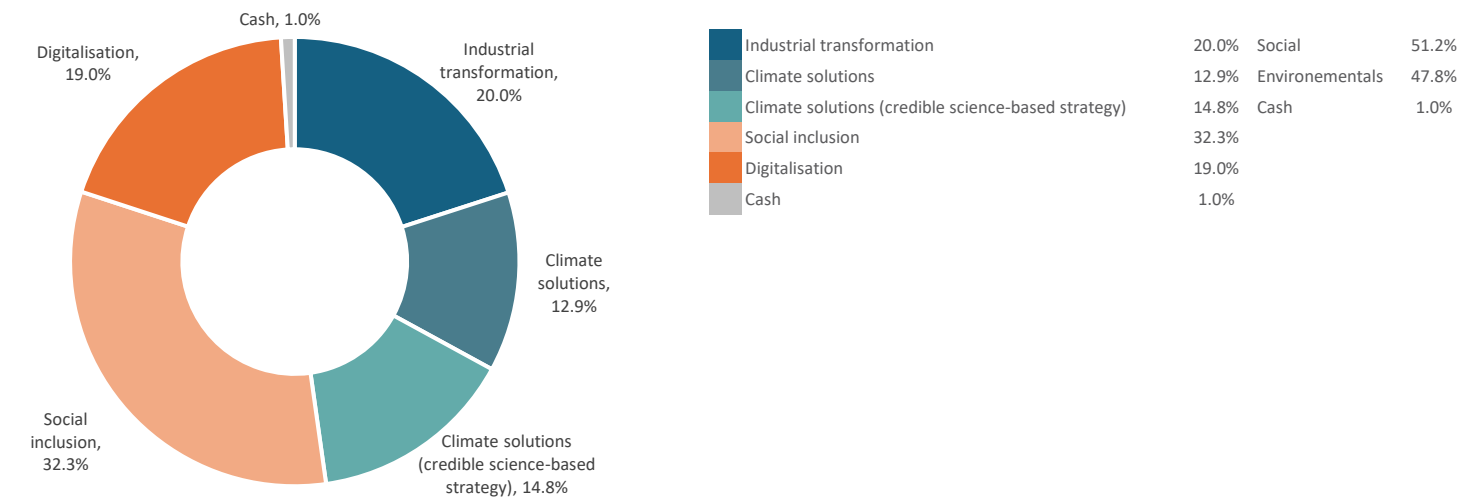
Sustainable investments
(% TNA, in line with art. 2.17 SFDR)
99.01%
Source: ELEVA Capital

Taxonomy alignment
(% of Revenue, excl. sovereign)
9.41%
Source: MSCI

Taux de couverture des indicateurs ESG

	Taux de croissance des effectifs	% de femmes au conseil	% de signataire du Pacte Mondial des Nations Unies	Intensité carbone	Empreinte carbone
Compartiment	98%	100%	100%	100%	100%
Univers de départ	96%	100%	100%	100%	100%

Exposure to the 4 themes of the fund



Legal disclaimer

This document is distributed for information purposes only and is primarily intended for subscribers of the UCI(s) presented. This is by no means a marketing document, and can not be equated with a recommendation or investment advice. This document may not be copied, distributed or communicated, directly or indirectly, to another person without the express consent of Eleva Capital. The sources used to carry out this reporting are considered reliable, however Eleva Capital declines all responsibility for any omission, error or inaccuracy. Eleva Capital accepts no responsibility for any direct or indirect losses caused by the use of the information provided in this document. The information presented in this document is simplified, for more information please refer to the Key Information Document and the prospectus of the relevant UCI available on our website (www.elevacapital.com).